



# PRODUCT CATALOGUE

## 2023/24

COUPLINGS & ADAPTORS

HOSE

HOSE FITTINGS

TYRE INFLATION EQUIPMENT

TYRE CARE

NITROGEN EQUIPMENT

WORKSHOP EQUIPMENT

AIR TOOLS

AIR TOOL ACCESSORIES

[www.pclairtechnology.com](http://www.pclairtechnology.com)

A HORNGROUP BRAND



## **OPERATIONAL EXCELLENCE DRIVEN BY A CUSTOMER-CENTRIC APPROACH**

Throughout the global challenges of recent years, PCL has continued to innovate and support partners and customers with world-class products and service.

PCL has recently invested £0.5 million into lean manufacturing and new product development, with a factory restructure aimed at driving forward efficiency, flexibility, enhancing performance and safety. Changes across the board have created a more agile operation that is reactive to customer demands, with ongoing investments into new machinery and products.

### **Global network, first-class local support**

PCL is renowned for its customer-centric approach and a worldwide network of skilled partners providing a dedicated aftersales service and technical support on the customer's doorstep. This pro-active partnering has established PCL as the brand to buy in over 100 countries.

### **Partner+ for extended product range and enhanced support**

For customers looking for a broader range of products, PCL's Partner+ distributors typically offer bigger inventories and more extensive technical competencies. PCL works closely with these industry experts to provide enhanced product training, collaborative marketing initiatives and in-store demonstrations.

### **Extensive online resources**

PCL offers a one-stop shop for all product and support services at [www.pclairtechnology.com](http://www.pclairtechnology.com). The user-friendly site provides a single point of online access to PCL's products, news and information. Designed to support customers at every stage of their decision-making process, the website includes useful 'How-to' guides and informative videos to help buyers make the most of PCL's compressed air products and tyre inflation equipment.

### **Exceeding customer expectations**

PCL is committed to developing quicker, more responsive and competitive ways to progress from initial idea to market. We strive to meet and exceed customer expectations, improve delivery and performance and maintain the high quality of the PCL brand.



**PCL is dedicated to helping its customers develop and prosper through a range of features and benefits.**

### **Comprehensive package**

PCL is continually developing its advanced and extensive portfolio of tyre inflation and compressed air equipment to fit any industry need, with bespoke products to meet the demands of local markets.

### **Built to last**

All PCL products are manufactured from the highest quality material with reliability and durability in mind, and thoroughly tested to all (applicable) internationally recognised standards.

### **Performance**

PCL's products out-perform all other comparative brands, with a focus on quality and efficiency resulting in increased production and profit for the customer's business.

### **Trusted warranties**

All products carry a 1 year warranty, and now 2 years on PCL's market-leading AIRFORCE® MK4 and ACCURA® MK4 Tyre Inflators and 5 years on selected couplings.

## **Why PCL?**

**PCL has firmly established itself as the international market leader through innovative design and a proactive approach, providing the best products and customer service available...**

**...for all your pneumatic needs.**

### **Local service, worldwide**

A pro-active approach to partnering and pioneering design enables PCL to supply standard and bespoke products, backed up by local customer service and training.

### **Experience**

PCL's unrivalled knowledge and proven track record of manufacturing excellence means customers have access to the best technical expertise and products available.

### **Technical support**

PCL's highly trained experts are on hand to provide customers with full technical assistance, including site visits where necessary.

### **Dedication to customers**

PCL provides a full after sales service, including training and support to sell products, such as bespoke literature and product user manuals.

PCL's world-renowned range of tyre inflation and compressed air equipment can satisfy any industry need, with bespoke products designed to meet the demands of local markets. The company's dedication to continuous development means customers have access to the most advanced and extensive product portfolio available.

# PUSH BUTTON SAFETY COUPLINGS

Find out more on pages 10-11

PCL's new UK Push Button Safety Couplings provide a two-stage, self venting release, eliminating the dangers of hose whip to create a safe compressed air environment. This lightweight but robust "Made in Sheffield" coupling is suitable for use with Standard Adaptors. The range will also include the Push Button XF-Euro Safety Coupling for use with XF-Euro Adaptors.



Easy to identify profile - blue button for Standard and grey for XF-Euro

Lightweight & robust composite outer body

Hardened machined steel parts



XF-Euro version for high flow applications

Push button two-stage self venting release - Fully vent the system on first press, release the adaptor on second press

Full range of thread types and sizes available

**NEW**

**STANDARD UK PUSH BUTTON SAFETY COUPLING**



**NEW**

**XF-EURO PUSH BUTTON SAFETY COUPLING**



**NEW**

## AIRLITE ECO LINEAR TYRE INFLATOR

The new economy airlite eco Tyre Inflator boasts the engineering knowhow of its highly respected MK4 'big brother' and is a cost-effective addition to the general trade or auto enthusiast's tool kit. A user-friendly thumb lever ensures comfort over sustained use.



Find out more on page 47

**NEW**

## 1/2" PRESTIGE IMPACT WRENCH

APP210S



The twin hammer APP210S is fast, strong and robust with forward and reverse modes, delivering 1,400 Nm torque. Designed for safe and comfortable use, it benefits from low noise and vibration yet reaches a speed of 7,000 RPM and a working pressure of 90 PSI.

Find out more on page 92

**NEW**

## HIGH VISIBILITY HOSE REEL

HRA3L02/HV



PCL's popular Workshop Pro Hose Reel is now available with a bright high-vis hose for extra safety in garages and workshops. The HRA3L02/HV has slow and auto retraction as standard safety features, with a time-saving hose stop enabling stops in any position.

Find out more on page 84

**NEW**

## ORBITAL SANDER

APT721



The powerful yet lightweight APT721 Pro 6" Orbital Sander is built for comfort and convenience, featuring an ergonomic design and built in speed regulator. A random orbit plus 12,000 rpm enables an ultra-smooth, swirl free finish.

Find out more on page 99

**NEW**

## OIL-FREE COMPRESSORS

PCL's oil-free air compressors are suitable for a variety of applications where oil contamination presents a risk, from professional jobs to DIY projects. Lightweight and easy to move around, these compact units are ideal for use in limited spaces.



Find out more on page 78

# COUPLINGS & ADAPTORS

PCL has been designing and manufacturing couplings & adaptors for over 75 years. Within this section you will find the largest selection available, from the standard Airflow range for fixed applications and Vertex for trailing hose, to the common industry interchanges and safety couplings.



Airflow Series

Page 8



Vertex Series

Page 9



Standard Push Button Safety Series

Page 11



Safeflow Series

Page 12



Non-Corrodible Series

Page 13



XF-Euro Series

Page 14



XF-Euro Push Button Safety Series

Page 15



XF-Euro Safety Series

Page 15



Emergency Coupling Kits

Page 16



100 Series

Page 16

The Airflow Coupling is the original quick release coupling with over 75 years of design enhancement. Along with the Standard Adaptor, it is still manufactured in the UK to the highest possible standards.



**60 Series**

Page 17



**1/2" InstantAir Series**

Page 17



**InstantAir Series**

Page 18



**InstantAir Swivel Adaptors**

Page 18



**Standard Schrader Series**

Page 19



**Heavy Duty Schrader Series**

Page 19



**Mini Series**

Page 20



**A Style Series**

Page 21



**PF Series**

Page 21



**ISO B12 Series**

Page 22



**KF Series**

Page 22



Couplings & Adaptors

## STANDARD RANGE

## AIRFLOW SERIES

**BEST SELLER**

The Airflow Coupling is the original quick release "PCL" with around 75 years of design enhancement. This product, along with the Standard Adaptor, is still manufactured in the UK to the highest possible standards, with the "Made in Sheffield" Airflow series now a benchmark in the UK for quality and reliability.

Suitable for most compressed air applications - particularly fixed applications where the coupling is used over a workbench or in pipework and a single action is preferred.

### Features

- Single action
- Steel construction
- Corrosive resistant finish
- Benchmark in the UK for quality and reliability
- Case-hardened steel adaptors
- Designed for fixed applications



**INTERCHANGEABLE » RECTUS 19**



Hose

Hose Fittings

Tyre Inflation Equipment

Tyre Care

Nitrogen Equipment

Workshop Equipment

Air Tools

Air Tool Accessories

| Part Number              | Thread Type    | Thread Size    |
|--------------------------|----------------|----------------|
| <b>Airflow Couplings</b> |                |                |
| AC21CM                   | Male           | R 1/4          |
| AC21EM                   | Male           | R 3/8          |
| AC21JM                   | Male           | R 1/2          |
| AC21CF                   | Female         | Rp 1/4         |
| AC21EF                   | Female         | Rp 3/8         |
| AC21JF                   | Female         | Rp 1/2         |
| AC21R                    | Hose Tailpiece | 7 mm / 1/4 in  |
| AC21S                    | Hose Tailpiece | 8 mm / 5/16 in |
| AC21T                    | Hose Tailpiece | 10 mm / 3/8 in |
| AC6103                   | Twin Coupling  | N/A            |

- Nominal bore: 4.8 mm
- Flow rate: 43 cfm @ 100 psi
- Maximum working pressure: 14 bar / 200 psi
- Temperature range: -40°C to 100°C

| Part Number                    | Thread Type    | Thread Size       |
|--------------------------------|----------------|-------------------|
| <b>Standard Adaptors</b>       |                |                   |
| ACA2593                        | Male           | R 1/4             |
| ACA6909                        | Male           | R 3/8             |
| ACA6584                        | Male           | R 1/2             |
| ACA2746                        | Female         | Rp 1/4            |
| ACA6582                        | Female         | Rp 3/8            |
| ACA6583                        | Female         | Rp 1/2            |
| ACA2486                        | Hose Tailpiece | 4.75 mm / 3/16 in |
| ACA1793                        | Hose Tailpiece | 6.35 mm / 1/4 in  |
| ACA2487                        | Hose Tailpiece | 7.9 mm / 5/16 in  |
| ACA2488                        | Hose Tailpiece | 9.5 mm / 3/8 in   |
| ACA9438                        | Hose Tailpiece | 13 mm / 1/2 in    |
| <b>Standard Safety Adaptor</b> |                |                   |
| ACA9101                        | Male           | R 1/4             |





## STANDARD RANGE

### VERTEX SERIES

Designed and manufactured in Sheffield by PCL, these quick release Vertex Couplings feature a double action mechanism. This makes them ideal in garages and tyreshops, where operators are using air tools or hand held inflators for trailing hose applications.




Part Number Thread Type Thread Size

| Vertex Couplings |                |                |
|------------------|----------------|----------------|
| AC91CM           | Male           | R 1/4          |
| AC91EM           | Male           | R 3/8          |
| AC91JM           | Male           | R 1/2          |
| AC91CF           | Female         | Rp 1/4         |
| AC91EF           | Female         | Rp 3/8         |
| AC91JF           | Female         | Rp 1/2         |
| AC91R            | Hose Tailpiece | 7 mm / 1/4 in  |
| AC91S            | Hose Tailpiece | 8 mm / 5/16 in |
| AC91T            | Hose Tailpiece | 10 mm / 3/8 in |
| AC6503           | Twin Coupling  | N/A            |

- Nominal bore: 4.8 mm
- Flow rate: 43 cfm @ 100 psi
- Maximum working pressure: 14 bar / 200 psi
- Temperature range: -40°C to 100°C

### Features

- Double action
- Protective shoulder helps to prevent dirt penetration
- Steel construction
- Corrosive resistant finish
- Case-hardened steel adaptors
- Ideal for use in the garage and tyreshop environments
- Designed for trailing hose applications



Part Number Thread Type Thread Size

| Standard Adaptors       |                |                   |
|-------------------------|----------------|-------------------|
| ACA2593                 | Male           | R 1/4             |
| ACA6909                 | Male           | R 3/8             |
| ACA6584                 | Male           | R 1/2             |
| ACA2746                 | Female         | Rp 1/4            |
| ACA6582                 | Female         | Rp 3/8            |
| ACA6583                 | Female         | Rp 1/2            |
| ACA2486                 | Hose Tailpiece | 4.75 mm / 3/16 in |
| ACA1793                 | Hose Tailpiece | 6.35 mm / 1/4 in  |
| ACA2487                 | Hose Tailpiece | 7.9 mm / 5/16 in  |
| ACA2488                 | Hose Tailpiece | 9.5 mm / 3/8 in   |
| ACA9438                 | Hose Tailpiece | 13 mm / 1/2 in    |
| Standard Safety Adaptor |                |                   |
| ACA9101                 | Male           | R 1/4             |

**INTERCHANGEABLE » RECTUS 19**

## MATCHING COUPLINGS AND ADAPTORS

Identifying couplings can be difficult, especially if there is no branding etched or printed on the sleeve - and when it comes to adaptors, different profiles do not interchange. For example, an XF-Euro adaptor will not fit into a Vertex coupling.

Therefore the most important aspect of identifying couplings and adaptors is to establish their profile.

That's why our brochure places them in series so it's easy to see which fit together, whilst our "actual size adaptor

profile" chart on page 23 enables adaptors to be matched to the outlines of those shown on the page.

The coupling can then be identified by establishing the adaptor that fits into it using the method above.

PCL couplings and adaptors are manufactured to conform to international standards and are interchangeable with other manufacturers' couplings and adaptors using the same standards.

### Jargon Buster

**Couplings** are often referred to as either "females" or "sockets" or "couplers".

**Adaptors** are also known as "males" or "plugs" or "nipples".

**Nominal bore** is the term used for the internal diameter of the hole that runs through the length of the adaptor.



Couplings & Adaptors

## WHY USE SAFETY COUPLINGS?

Coupling connections are subject to Health and Safety regulations due to the dangers associated with hose whip.

Using a self-vent safety coupling ensures pressure in the circuit is reduced to a safe level before the coupling and adaptor can be disconnected. This prevents accidental tool operation and uncontrolled whipping of the hose. Not only does this enhance workplace safety by protecting users from the severe injuries caused by hose whip, but companies can also benefit from increased uptime and fewer repair or replacement expenses.

The Health & Safety Guide HS(G)39 recommends that for all hoses above 10mm bore, more than 10m long or subject to a pressure exceeding 7 bar, the connector should have a self-venting coupling due to the dangers associated with hose whip.

**Safety Tip:** When using air tools, it's also important to remember to use an anti-whip hose to enhance safety and prolong the life of the couplings. Find out more on page 30.

Hose

Hose Fittings

Tyre Inflation Equipment

Tyre Care



## HOW DO PCL SAFETY COUPLINGS WORK?

PCL offers two styles of safety couplings to suit user preference - the new style push button and the traditional sliding sleeve operation. Both feature a two-stage self-venting release. This means that when the user first moves the coupling sleeve back towards the threaded end of the coupling or pushes the button,

the coupling releases the downstream pressure whilst the adaptor is held safely in position. Once the pressure is released, the user will then need to move the sleeve back into the original place or press the button a second time to release the adaptor.

Nitrogen Equipment

Workshop Equipment

## COMING SOON! THE XF-EURO PUSH BUTTON SAFETY COUPLING

Providing a higher flow rate than the standard UK push button coupling, the new "Euro Coupling" will enable enhanced tool efficiency. Featuring the same safety benefits as the standard UK push button, and compatible with XF-Euro Adaptors, this new model will be distinguished by a grey button.



Find out more on page 15



Air Tools

Air Tool Accessories

## STANDARD RANGE

### STANDARD PUSH BUTTON SAFETY SERIES


**NEW - COMING SOON**

PCL's new "Made in Sheffield" Push Button Safety Couplings provide a two-stage, self venting release, which fully vents the system on first press, then releases the adaptor on the second one, eliminating the dangers of hose whip, creating a safe compressed air environment.

#### Features

- Two-stage self venting release
- Push button operation
- Safe and simple to use
- Lightweight & robust composite outer body
- Hardened machined steel parts
- Conforms to safety standards ISO 1998:4414 & EN 983:1996

**INTERCHANGEABLE »**  
**PREVOST BSI 06**  
**RECTUS 19**



| Part Number                               | Thread Type    | Thread Size |
|---|----------------|-------------|
| <b>Standard Push Button Safety Series</b> |                |             |
| PBS21CM                                   | Male           | R 1/4       |
| PBS21EM                                   | Male           | R 3/8       |
| PBS21JM                                   | Male           | R 1/2       |
| PBS21CF                                   | Female         | Rp 1/4      |
| PBS21EF                                   | Female         | Rp 3/8      |
| PBS21JF                                   | Female         | Rp 1/2      |
| PBS2106                                   | Hose Tailpiece | 6 mm        |
| PBS2108                                   | Hose Tailpiece | 8 mm        |
| PBS2110                                   | Hose Tailpiece | 10 mm       |
| PBS2113                                   | Hose Tailpiece | 13 mm       |

| Part Number              | Thread Type    | Thread Size       |
|--------------------------|----------------|-------------------|
| <b>Standard Adaptors</b> |                |                   |
| ACA2593                  | Male           | R 1/4             |
| ACA6909                  | Male           | R 3/8             |
| ACA6584                  | Male           | R 1/2             |
| ACA2746                  | Female         | Rp 1/4            |
| ACA6582                  | Female         | Rp 3/8            |
| ACA6583                  | Female         | Rp 1/2            |
| ACA2486                  | Hose Tailpiece | 4.75 mm / 3/16 in |
| ACA1793                  | Hose Tailpiece | 6.35 mm / 1/4 in  |
| ACA2487                  | Hose Tailpiece | 7.9 mm / 5/16 in  |
| ACA2488                  | Hose Tailpiece | 9.5 mm / 3/8 in   |
| ACA9438                  | Hose Tailpiece | 13 mm / 1/2 in    |

Couplings & Adaptors

Hose

Hose Fittings

Tyre Inflation Equipment

Tyre Care

Nitrogen Equipment

Workshop Equipment

Air Tools

Air Tool Accessories



Couplings & Adaptors

## STANDARD RANGE

### SAFEFLOW SERIES

Safeflow takes PCL's industry-proven, quick release Airflow Coupling to the next level - offering a two-stage self-venting release which completely eliminates the dangers of hose whip. Pneumatic equipment and tools can be disconnected safely, making Safeflow suitable for all compressed air applications.

#### Features


- Two-stage self venting release
- Sliding sleeve operation
- Steel construction
- Corrosive resistant finish
- Designed and manufactured in Sheffield, England
- Conforms to safety standards ISO 1998:4414 & EN 983:1996



Part Number    Thread Type    Thread Size

| Safeflow Coupling |                |                |
|-------------------|----------------|----------------|
| SC21CM            | Male           | R 1/4          |
| SC21EM            | Male           | R 3/8          |
| SC21JM            | Male           | R 1/2          |
| SC21CF            | Female         | Rp 1/4         |
| SC21EF            | Female         | Rp 3/8         |
| SC21JF            | Female         | Rp 1/2         |
| SC21R             | Hose Tailpiece | 7 mm / 1/4 in  |
| SC21S             | Hose Tailpiece | 8 mm / 5/16 in |
| SC21T             | Hose Tailpiece | 10 mm / 3/8 in |

- Nominal bore: 4.8 mm
- Flow rate: 43 cfm @ 100 psi
- Maximum working pressure: 14 bar / 200 psi
- Temperature range: -40°C to 100°C



Part Number    Thread Type    Thread Size

| Standard Adaptors |                |                   |
|-------------------|----------------|-------------------|
| ACA2593           | Male           | R 1/4             |
| ACA6909           | Male           | R 3/8             |
| ACA6584           | Male           | R 1/2             |
| ACA2746           | Female         | Rp 1/4            |
| ACA6582           | Female         | Rp 3/8            |
| ACA6583           | Female         | Rp 1/2            |
| ACA2486           | Hose Tailpiece | 4.75 mm / 3/16 in |
| ACA1793           | Hose Tailpiece | 6.35 mm / 1/4 in  |
| ACA2487           | Hose Tailpiece | 7.9 mm / 5/16 in  |
| ACA2488           | Hose Tailpiece | 9.5 mm / 3/8 in   |
| ACA9438           | Hose Tailpiece | 13 mm / 1/2 in    |

**INTERCHANGEABLE » RECTUS 19**

Hose

Hose Fittings

Tyre Inflation Equipment

Tyre Care

Nitrogen Equipment

Workshop Equipment

Air Tools

Air Tool Accessories

## WHY CHOOSE PCL COUPLINGS?

Neglecting an air system can result in a 20-30% loss of power and air capacity. Therefore, it is vital to make sure your system is both air and watertight by using quality fittings such as PCL. That way you can avoid breakdowns, a reduction in efficiency, and an increased carbon footprint.

PCL's core line of couplings - Vertex, XF-Euro and Airflow - are designed and manufactured to exacting standards in UK, and the company has made significant investment into their development. As a result, we are so confident in the quality of our couplings that we offer a 5-year warranty.

These higher quality fittings feature a stylish blue band so that customers can instantly identify them, feeling safe in the knowledge that if it has a blue band, it is a genuine "Made in Sheffield" product from PCL.





## STANDARD RANGE

### NON-CORRODIBLE SERIES

This non-corrodible, brass range is designed and manufactured by PCL for specialist applications such as non-spark, damp or high condensation environments, and can be used outdoors.



Part Number Thread Type Thread Size

| Non-Corrodible Couplings |        |        |
|--------------------------|--------|--------|
| AC32CM                   | Male   | R 1/4  |
| AC32CF                   | Female | Rp 1/4 |

- Nominal bore: 4.8 mm
- Flow rate: 43 cfm @ 100 psi
- Maximum working pressure: 14 bar / 200 psi
- Temperature range: -40°C to 100°C

**INTERCHANGEABLE » RECTUS 19**

### Features

- All brass body coupling and valve with phosphor bronze balls
- For use in non spark, damp or high condensation environments and can be used outdoors
- Positive locking mechanism



Part Number Thread Type Thread Size

| Standard Adaptors |                |                   |
|-------------------|----------------|-------------------|
| ACA2593           | Male           | R 1/4             |
| ACA6909           | Male           | R 3/8             |
| ACA6584           | Male           | R 1/2             |
| ACA2746           | Female         | Rp 1/4            |
| ACA6582           | Female         | Rp 3/8            |
| ACA6583           | Female         | Rp 1/2            |
| ACA2486           | Hose Tailpiece | 4.75 mm / 3/16 in |
| ACA1793           | Hose Tailpiece | 6.35 mm / 1/4 in  |
| ACA2487           | Hose Tailpiece | 7.9 mm / 5/16 in  |
| ACA2488           | Hose Tailpiece | 9.5 mm / 3/8 in   |
| ACA9438           | Hose Tailpiece | 13 mm / 1/2 in    |

## HOW TO MEASURE A PIPE THREAD

Thread sizes are based on tradé size rather than actual dimension, which often leads to confusion. Here is our simple guide to measuring a thread and identifying it as a British Standard Pipe (BSP).

The BSP is the UK's most commonly used type of thread and falls into two categories:

- **Parallel (BSPP)** - also known as G or Rp
- **Tapered (BSPT)** - also known as R or Rc

R, Rp and Rc threads are taken from BS21:1985 pipe threads for tubes and fittings where pressure-tight joints are made on the threads. Meanwhile G threads are taken from BS2779:1986 pipe threads for tubes and fittings where pressure-tight joints are usually made on a washer or 'O' ring.

Using a ruler or Vernier, measure across the outside diameter of a male thread. If the thread measures 0.5" it is not a 1/2" BSP thread.

Using the table below you can see that a measurement of 0.5" is actually a 1/4" BSP thread and that a 0.75" measurement is a 1/2" BSP thread. So, you can basically take 0.25" off your measurement to get the corresponding BSP thread.

Watch the demonstration



| Trade Size (BSP) | Threads per inch (TPI) | Max Diameter |        | Min Diameter |        |
|------------------|------------------------|--------------|--------|--------------|--------|
|                  |                        | inch         | mm     | inch         | mm     |
| 1/8              | 28                     | 0.383        | 9.728  | 0.3372       | 8.565  |
| 1/4              | 19                     | 0.518        | 13.157 | 0.4506       | 11.445 |
| 3/8              | 19                     | 0.656        | 16.662 | 0.5886       | 14.95  |
| 1/2              | 14                     | 0.825        | 20.955 | 0.7336       | 18.633 |
| 3/4              | 14                     | 1.041        | 26.441 | 0.9496       | 24.12  |
| 1                | 11                     | 1.309        | 33.249 | 1.1926       | 30.292 |



Couplings & Adaptors

## HIGH FLOW RANGE

### XF-EURO SERIES

Commonly referred to as Euro Couplings, the XF-Euro series boasts excellent flow characteristics, providing the workshop with increased airflow when required, giving enhanced tool efficiency.

#### Features

- High flow rate of 130 cfm @ 100 psi
- Steel construction with corrosive resistant finish
- Steel shoulder helps prevent accidental disconnection
- Enhances tool efficiency

**INTERCHANGEABLE »**  
 CEJN 320  
 LEGRIS 25/26  
 NORGREN 234/238  
 RECTUS 25/26  
 SCHRADER INTERCHECK 35



| Part Number       | Thread Type    | Thread Size |
|-------------------|----------------|-------------|
| XF-Euro Couplings |                |             |
| AC71CM            | Male           | R 1/4       |
| AC71EM            | Male           | R 3/8       |
| AC71JM            | Male           | R 1/2       |
| AC71CF            | Female         | Rp 1/4      |
| AC71EF            | Female         | Rp 3/8      |
| AC71JF            | Female         | Rp 1/2      |
| AC7106            | Hose Tailpiece | 6 mm        |
| AC7108            | Hose Tailpiece | 8 mm        |
| AC7109            | Hose Tailpiece | 9 mm        |
| AC7110            | Hose Tailpiece | 10 mm       |
| AC7113            | Hose Tailpiece | 13 mm       |

| Part Number             | Thread Type    | Thread Size |
|-------------------------|----------------|-------------|
| XF-Euro Adaptors        |                |             |
| AA7101                  | Male           | R 1/8       |
| AA7102                  | Male           | R 1/4       |
| AA7103                  | Male           | R 3/8       |
| AA7104                  | Male           | R 1/2       |
| AA7105                  | Female         | Rp 1/8      |
| AA7106                  | Female         | Rp 1/4      |
| AA7107                  | Female         | Rp 3/8      |
| AA7108                  | Female         | Rp 1/2      |
| AA7109                  | Hose Tailpiece | 4 mm        |
| AA7110                  | Hose Tailpiece | 6 mm        |
| AA7111                  | Hose Tailpiece | 8 mm        |
| AA7114                  | Hose Tailpiece | 9 mm        |
| AA7112                  | Hose Tailpiece | 10 mm       |
| AA7113                  | Hose Tailpiece | 13 mm       |
| XF-Euro Safety Adaptors |                |             |
| AA7103/STY              | Male           | R 3/8       |

- Nominal bore: 7.4 mm
- Flow rate @ 6 bar (0.5 bar p.d.): 2,200 l/min
- Maximum working pressure: 35 bar / 508 psi
- Temperature range: -40°C to 100°C

Hose

Hose Fittings

Tyre Inflation Equipment

Tyre Care

Nitrogen Equipment

Workshop Equipment

Air Tools

Air Tool Accessories



## HIGH FLOW RANGE

### XF-EURO PUSH BUTTON SAFETY SERIES

PCL's new "Made in Sheffield" XF-Euro Push Button Safety Couplings provide a two-stage, self venting release, which fully vents the system on first press, then releases the adaptor on the second one, eliminating the dangers of hose whip, creating a safe compressed air environment.

#### Features

- Two stage self-venting release
- Push button operation
- Lightweight & robust composite outer body
- Hardened machined steel parts
- Grey button to distinguish XF-Euro profile
- Conforms to safety standards ISO 1998:4414 & EN 983:1996

**NEW** AVAILABLE 2024



**INTERCHANGEABLE »**  
PREVOST ESI 07  
CEJN 320  
LEGRIS 25/26  
NORGREN 234/238  
RECTUS 25/26  
SCHRADER INTERCHECK 35



| Part Number                       | Thread Type    | Thread Size |
|-----------------------------------|----------------|-------------|
| XF-Euro Push Button Safety Series |                |             |
| PBS71CM                           | Male           | R 1/4       |
| PBS71EM                           | Male           | R 3/8       |
| PBS71JM                           | Male           | R 1/2       |
| PBS71CF                           | Female         | Rp 1/4      |
| PBS71EF                           | Female         | Rp 3/8      |
| PBS71JF                           | Female         | Rp 1/2      |
| PBS7106                           | Hose Tailpiece | 6 mm        |
| PBS7108                           | Hose Tailpiece | 8 mm        |
| PBS7110                           | Hose Tailpiece | 10 mm       |
| PBS7113                           | Hose Tailpiece | 13 mm       |

| Part Number      | Thread Type | Thread Size |
|------------------|-------------|-------------|
| XF-Euro Adaptors |             |             |
| AA7101           | Male        | R 1/8       |
| AA7102           | Male        | R 1/4       |
| AA7103           | Male        | R 3/8       |
| AA7104           | Male        | R 1/2       |
| AA7105           | Female      | Rp 1/8      |
| AA7106           | Female      | Rp 1/4      |
| AA7107           | Female      | Rp 3/8      |

### XF-EURO SAFETY SERIES

PCL's XF-Euro Safety Couplings provide a two-stage, self venting release, simply slide the sleeve back to release the pressure, then move the sleeve to the original position to release the adaptor, eliminating the dangers of hose whip.

#### Features

- Two stage self-venting release
- Sliding sleeve operation
- Enhances workshop safety - prevents hose whip
- Conforms to safety standards ISO 1998:4414 & EN 983:1996

**INTERCHANGEABLE »**  
CEJN 320  
LEGRIS 25/26  
NORGREN 234/238  
RECTUS 25/26  
SCHRADER INTERCHECK 35



Part Number Thread Type Thread Size

| XF-Euro Safety Couplings |        |       |
|--------------------------|--------|-------|
| AS71CM                   | Male   | R 1/4 |
| AS71EM                   | Male   | R 3/8 |
| AS71JM                   | Male   | R 1/2 |
| AS71CF                   | Female | R 1/4 |
| AS71EF                   | Female | R 3/8 |
| AS71JF                   | Female | R 1/2 |

- Nominal bore: 7.4 mm
- Flow rate @ 6 bar supply: 1,750 l/min @ 0.5 bar p.d.
- Maximum working pressure: 200 psi / 16 bar



| Part Number      | Thread Type    | Thread Size |
|------------------|----------------|-------------|
| XF-Euro Adaptors |                |             |
| AA7108           | Female         | Rp 1/2      |
| AA7109           | Hose Tailpiece | 4 mm        |
| AA7110           | Hose Tailpiece | 6 mm        |
| AA7111           | Hose Tailpiece | 8 mm        |
| AA7114           | Hose Tailpiece | 9 mm        |
| AA7112           | Hose Tailpiece | 10 mm       |
| AA7113           | Hose Tailpiece | 13 mm       |



Couplings & Adaptors

## COUPLING & ADAPTOR KITS

### EMERGENCY COUPLING KITS

Designed to keep in the workshop in case of a pneumatic air line failure, PCL's compact emergency kit contains all the parts a service engineer might need to repair any standard air line failure.

#### Features

- Includes couplings, adaptors, hose tails, hose connectors, hose clips and PTFE tape to convert or repair an air line connection,
- Solid 'pocket' case with item part numbers and descriptions on the underside,
- Ideal to keep in a van or workshop



| Part Number | Description                  | Kit Contents  |
|-------------|------------------------------|---|
| ACKIT01     | Emergency Vertex Series kit  | x 1: AC91CM, AC91CF, HC6560, HC6892, HC6893, HC5656, HC1217, HC2479, HC6895, HC6896 & PTFE tape x 2: ACA2593, ACA2746, 00 & 000 Jubilee Clips |
| ACKIT02     | Emergency XF-Euro Series kit | x 1: AC71CM, AC71CF, HC5656, HC6560, HC6892, HC1217, HC6895, HC6893, HC2479, HC6896 & PTFE tape x 2: AA7102, AA7106, 00 & 000 Jubilee Clips   |

Hose

Hose Fittings

Tyre Inflation Equipment

## GARAGE WORKSHOP RANGE

### 100 SERIES

This traditional "Made in Sheffield" coupling range is designed and manufactured by PCL to offer greater airflow characteristics for larger air tool applications in heavy duty garage, tyre shop and industrial environments.

#### Features

- Hardened shoulder helps prevent accidental disconnection
- Specially designed valves and large aperture adaptors provide increased airflow for heavy duty applications
- Swivel feature prevents kinking of the hose

Tyre Care

Nitrogen Equipment

Workshop Equipment



| Part Number          | Thread Type | Thread Size |
|----------------------|-------------|-------------|
| 100 Series Couplings |             |             |
| AC5EM                | Male        | R 3/8       |
| AC5JM                | Male        | R 1/2       |
| AC5EF                | Female      | Rp 3/8      |
| AC5JF                | Female      | Rp 1/2      |

| Part Number                | Thread Type    | Thread Size      |
|----------------------------|----------------|------------------|
| 100 Series Adaptors        |                |                  |
| ACA2999                    | Male           | R 3/8            |
| ACA3035                    | Male           | R 1/2            |
| ACA2994                    | Female         | Rp 3/8           |
| ACA3037                    | Hose Tailpiece | 9.5 mm / 3/8 in  |
| ACA3036                    | Hose Tailpiece | 12.7 mm / 1/2 in |
| 100 Series Safety Adaptors |                |                  |
| ACA9301                    | Male           | R 1/2            |

- Nominal bore: 10.3 mm
- Flow rate: 117 cfm @ 100 psi
- Maximum working pressure: 14 bar / 200 psi
- Temperature range: -40°C to 100°C

Air Tools

Air Tool Accessories





## GARAGE WORKSHOP RANGE

### 60 SERIES

Manufactured by PCL for over 60 years, this traditional "Made in Sheffield" coupling range is ideal for fixed and trailing hose applications in garage, tyre shop and industrial environments.




Part Number    Thread Type    Thread Size

| 60 Series Couplings |        |        |
|---------------------|--------|--------|
| AC4CM               | Male   | R 1/4  |
| AC4EM               | Male   | R 3/8  |
| AC4JM               | Male   | R 1/2  |
| AC4CF               | Female | Rp 1/4 |
| AC4EF               | Female | Rp 3/8 |
| AC4JF               | Female | Rp 1/2 |

- Nominal bore: 7.1 mm
- Flow rate: 60 cfm @ 100 psi
- Maximum working pressure: 14 bar / 200 psi
- Temperature range: -40°C to 100°C

### Features

- Hardened shoulder helps prevent accidental disconnection
- Swivel feature prevents kinking of the hose



Part Number    Thread Type    Thread Size

| 60 Series Adaptors        |                |                  |
|---------------------------|----------------|------------------|
| ACA2657                   | Male           | R 1/4            |
| ACA2661                   | Male           | R 3/8            |
| ACA2653                   | Female         | Rp 1/4           |
| ACA2660                   | Female         | Rp 3/8           |
| ACA2654                   | Hose Tailpiece | 7.9 mm / 5/16 in |
| ACA2658                   | Hose Tailpiece | 9.5 mm / 3/8 in  |
| ACA2659                   | Hose Tailpiece | 12.7 mm / 1/2 in |
| 60 Series Safety Adaptors |                |                  |
| ACA9201                   | Male           | R 3/8            |

## BAYONET RANGE

### 1/2" INSTANTAIR SERIES

These InstantAir 1/2" Couplings are made in Sheffield to PCL's high quality and standards. Offering higher flow characteristics, they are ideal for heavy duty industrial applications.

### Features

- Bayonet type couplings
- Not interchangeable with standard InstantAir range



Part Number    Broomwade Reference    Thread Type    Thread Size

| 1/2" InstantAir Couplings |        |                |                  |
|---------------------------|--------|----------------|------------------|
| AC59JM                    | PT8811 | Male           | R 1/2            |
| AC59JF                    | PT8812 | Female         | Rp 1/2           |
| AC59V                     | PT8813 | Hose Tailpiece | 12.7 mm / 1/2 in |

- Nominal bore: 8.0 mm
- Maximum flow rate: 70 cfm @ 100 psi
- Maximum working pressure: 17 bar / 250 psi
- Maximum vacuum: 660 mm / 26 in Hg



Part Number    Broomwade Reference    Thread Type    Thread Size

| 1/2" InstantAir Adaptors |        |                |                  |
|--------------------------|--------|----------------|------------------|
| AA5904                   | PT8825 | Male           | R 1/2            |
| AA5908                   | PT8827 | Female         | Rp 1/2           |
| AA5913                   | PT9095 | Hose Tailpiece | 12.7 mm / 1/2 in |

Couplings & Adaptors

Hose

Hose Fittings

Tyre Inflation Equipment

Tyre Care

Nitrogen Equipment

Workshop Equipment

Air Tools

Air Tool Accessories



## BAYONET RANGE

### INSTANTAIR SERIES

PCL's "Made in Sheffield" bayonet type, quick acting couplings feature a positive seal, and are designed for maximum efficiency and to prevent accidental uncoupling.

#### Features

- Bayonet type couplings
- Zinc plated steel / Brass chrome plated
- High temperature version also available



- Nominal bore: 5.6 mm
- Flow rate: 54 cfm @ 100 psi
- Maximum working pressure: 17 bar / 250 psi
- Temperature range: -20°C to 80°C
- Suitable for use with: InstantAir Adaptors



| Part Number                                     | Broomwade Reference | Thread Type    | Thread Size      |
|---|---------------------|----------------|------------------|
| <b>InstantAir Couplings</b>                     |                     |                |                  |
| AC51CM  | PT8825              | Male           | G 1/4            |
| AC51EM  | PT8827              | Male           | G 3/8            |
| AC51JM  | PT9095              | Male           | R 1/2            |
| AC51CF  | PT8823              | Female         | Rp 1/4           |
| AC51EF  | PT8800              | Female         | Rp 3/8           |
| AC51JF  | PT9096              | Female         | Rp 1/2           |
| AC51R   | PT8800/SU4          | Hose Tailpiece | 6.35 mm / 1/4 in |
| AC51S   | PT8800/SU5          | Hose Tailpiece | 7.9 mm / 5/16 in |
| AC51T   | PT8800/SU6          | Hose Tailpiece | 9.5 mm / 3/8 in  |
| <b>Brass Chrome Plated InstantAir Couplings</b> |                     |                |                  |
| AC52CM  | PT8826              | Male           | R 1/4            |
| AC52CF  | PT8824              | Female         | Rp 1/4           |

| Part Number                                    | Broomwade Reference | Thread Type    | Thread Size      |
|--|---------------------|----------------|------------------|
| <b>InstantAir Adaptors</b>                     |                     |                |                  |
| AA5102   | PT8808              | Male           | G 1/4            |
| AA5103   | PT8817              | Male           | G 3/8            |
| AA5106   | PT8806              | Female         | Rp 1/4           |
| AA5107   | PT8802              | Female         | Rp 3/8           |
| AA5110   | PT8802/SU4          | Hose Tailpiece | 6.35 mm / 1/4 in |
| AA5111   | PT8802/SU5          | Hose Tailpiece | 7.9 mm / 5/16 in |
| AA5112   | PT8802/SU6          | Hose Tailpiece | 9.5 mm / 3/8 in  |
| <b>InstantAir Safety Adaptors</b>              |                     |                |                  |
| AA5103/STY                                     |                     | Male           | R 3/8            |
| <b>Brass Chrome Plated InstantAir Adaptors</b> |                     |                |                  |
| AA5202   | PT8809              | Male           | R 1/4            |

### INSTANTAIR SWIVEL ADAPTORS

PCL's InstantAir Swivel Adaptors are suitable for most fixed compressed air applications, although swivel adaptors are recommended for trailing hose applications.



| Part Number   | Broomwade Reference | Thread Type    | Thread Size      |
|---|---------------------|----------------|------------------|
| <b>InstantAir Swivel Adaptors</b>                     |                     |                |                  |
| AA5302  | PT8836              | Male           | G 1/4            |
| AA5303  | PT8838              | Male           | G 3/8            |
| AA5306  | PT8834              | Female         | Rp 1/4           |
| AA5307  | PT8804              | Female         | Rp 3/8           |
| AA5310  | PT8804/SU4          | Hose Tailpiece | 6.35 mm / 1/4 in |
| AA5311  | PT8804/SU5          | Hose Tailpiece | 7.9 mm / 5/16 in |
| AA5312  | PT8804/SU6          | Hose Tailpiece | 9.5 mm / 3/8 in  |
| <b>Brass Chrome Plated InstantAir Swivel Adaptors</b> |                     |                |                  |
| AA5402  | PT8837              | Male           | R 1/4            |

- Maximum working pressure - Under continuous rotation: 10 bar
- Maximum working pressure - Static and random rotation: 17 bar

Couplings &amp; Adaptors

Hose

Hose Fittings

Tyre Inflation Equipment

Tyre Care

Nitrogen Equipment

Workshop Equipment

Air Tools

Air Tool Accessories



## TWIST LOCK RANGE

### STANDARD SCHRADER SERIES

Comprising Schrader Couplings (manufactured by Parker Pneumatics) and compatible adaptors, this series is suitable for larger volume compressed air applications.

#### Features

- Twist locking feature
- Adaptor can swivel when coupled, eliminating hose kinks

**INTERCHANGEABLE »**  
CEJN 399  
RECTUS 17



| Part Number | Schrader Reference | Thread Type | Thread Size |
|-------------|--------------------|-------------|-------------|
|-------------|--------------------|-------------|-------------|

| Standard Schrader Couplings           |           |                |                |
|---------------------------------------|-----------|----------------|----------------|
| ACS102                                | 9793D-12  | Male           | R 1/4          |
| ACS103                                | 9792D-12  | Male           | R 3/8          |
| ACS101                                | 8952DL-12 | Female         | Rp 1/4         |
| Standard Schrader Compatible Adaptors |           |                |                |
| ACAS104                               | 8050B-11  | Male           | R 1/4          |
| ACAS105                               | 8278L-11  | Female         | Rp 1/4         |
| ACAS101                               | 8787-11   | Hose Tailpiece | 6 mm / 1/4 in  |
| ACAS103                               | 9750-11   | Hose Tailpiece | 8 mm / 5/16 in |
| ACAS102                               | 8788-11   | Hose Tailpiece | 10 mm / 3/8 in |

- Nominal bore: 5.0 mm
- Flow rate @ 6 bar (0.5 bar p.d.): 900 l/min
- Maximum working pressure: 17 bar / 250 psi
- Temperature range: -20°C to 80°C

### HEAVY DUTY SCHRADER SERIES

Heavy Duty Schrader Couplings (manufactured by Parker Pneumatics) with compatible adaptors are generally suitable for most fixed compressed air applications.

#### Features

- Twist locking feature
- Adaptor can swivel when coupled, eliminating hose kinks

**INTERCHANGEABLE »**  
CEJN 499  
RECTUS 68



| Part Number | Schrader Reference | Thread Type | Thread Size |
|-------------|--------------------|-------------|-------------|
|-------------|--------------------|-------------|-------------|

| Heavy Duty Schrader Couplings           |           |                |                |
|---|-----------|----------------|----------------|
| ACS202                                  | 1054EL-12 | Female         | Rp 1/4         |
| ACS203                                  | 1095EL-12 | Female         | Rp 3/8         |
| ACS201                                  | 1461EL-12 | Female         | Rp 1/2         |
| Heavy Duty Schrader Compatible Adaptors |           |                |                |
| ACAS204                                 | 8624B-11  | Male           | R 1/4          |
| ACAS205                                 | 9739-11   | Male           | R 3/8          |
| ACAS203                                 | 8807-11   | Male           | R 1/2          |
| ACAS206                                 | 1261L-11  | Female         | Rp 1/4         |
| ACAS207                                 | 1096B-11  | Female         | Rp 3/8         |
| ACAS201                                 | 1097-11   | Hose Tailpiece | 10 mm / 3/8 in |
| ACAS202                                 | 1098-11   | Hose Tailpiece | 12 mm / 1/2 in |

- Nominal bore: 8.5 mm
- Flow rate @ 6 bar (0.5 bar p.d.): 500 l/min
- Maximum working pressure: 17 bar / 250 psi
- Temperature range: -20°C to 80°C

## Explore our range of hoses



See pages 24-31

Couplings & Adaptors

Hose

Hose Fittings

Tyre Inflation Equipment

Tyre Care

Nitrogen Equipment

Workshop Equipment

Air Tools

Air Tool Accessories



## INTERCHANGE RANGE

### MINI SERIES

Specially designed for light engineering environments, PCL's range of small-bore couplings has proved popular in the robotics, medical, instrumentation and automation industries.

### Features

- Manufactured in brass with chrome plate finish
- Lightweight and compact design
- Single action / one handed operation



**INTERCHANGEABLE »**  
CAMOZZI MINI  
LEGRIS 21  
NORGREN 233  
RECTUS 21  
SCHRADER MINI

| Part Number           | Thread Type                    | Thread Size       |
|-----------------------|--------------------------------|-------------------|
| <b>Mini Couplings</b> |                                |                   |
| AC11AM                | Male                           | R 1/8             |
| AC11CM                | Male                           | R 1/4             |
| AC11BHAM              | Male Bulkhead Fixing           | R 1/8             |
| AC11BHCM              | Male Bulkhead Fixing           | R 1/4             |
| AC11AF                | Female                         | Rp 1/8            |
| AC11CF                | Female                         | Rp 1/4            |
| AC11RF6/4             | Tube Connector                 | 6 mm OD - 4 mm ID |
| AC11RF8/6             | Tube Connector                 | 8 mm OD - 6 mm ID |
| AC11BH6/4             | Tube Connector Bulkhead Fixing | 6 mm OD - 4 mm ID |
| AC11BH8/6             | Tube Connector Bulkhead Fixing | 8 mm OD - 6 mm ID |
| AC1106                | Hose Tailpiece                 | 6 mm              |
| AC1108                | Hose Tailpiece                 | 8 mm              |
| AC1109                | Hose Tailpiece                 | 9 mm              |
| AC11AK6/4             | Tube Connector Anti-kink       | 6 mm OD - 4 mm ID |
| AC11AK8/6             | Tube Connector Anti-kink       | 8 mm OD - 6 mm ID |

| Part Number          | Thread Type              | Thread Size       |
|----------------------|--------------------------|-------------------|
| <b>Mini Adaptors</b> |                          |                   |
| AA11AM               | Male                     | R 1/8             |
| AA11CM               | Male                     | R 1/4             |
| AA11AF               | Female                   | Rp 1/8            |
| AA11CF               | Female                   | Rp 1/4            |
| AA11RF6/4            | Tube Connector           | 6 mm OD - 4 mm ID |
| AA11RF8/6            | Tube Connector           | 8 mm OD - 6 mm ID |
| AA1104               | Hose Tailpiece           | 4 mm              |
| AA1106               | Hose Tailpiece           | 6 mm              |
| AA1109               | Hose Tailpiece           | 9 mm              |
| AA11AK6/4            | Tube Connector Anti-kink | 6 mm OD - 4 mm ID |
| AA11AK8/6            | Tube Connector Anti-kink | 8 mm OD - 6 mm ID |

- Nominal bore: 5.0 mm
  - Flow rate @ 6 bar (0.5 bar p.d.): 560 l/min
  - Maximum working pressure: 35 bar / 508 psi
  - Temperature range: -20°C to 80°C
- Tube connector supplied with locking nut and tube note



## INTERCHANGE RANGE

### A STYLE SERIES

Designed and developed by PCL for most general air applications, commonly used in American and most African markets where this specific profile of adaptor is required.

#### Features

- Robust slimline construction
- Single action connection
- Steel construction with corrosive resistant finish



**INTERCHANGEABLE »**  
 ARO 210  
 CEJN 300  
 JWL 522/532  
 RECTUS 14/22  
 SCHRADER EURO



Part Number      Thread Type      Thread Size

| A Style Couplings |                |                  |
|-------------------|----------------|------------------|
| AC61CM            | Male           | R 1/4            |
| AC61EM            | Male           | R 3/8            |
| AC61JM            | Male           | R 1/2            |
| AC61CF            | Male           | RP 1/4           |
| AC61EF            | Male           | Rp 3/8           |
| AC61JF            | Male           | Rp 1/2           |
| AC61R             | Hose Tailpiece | 7 mm             |
| AC61S             | Hose Tailpiece | 8 mm             |
| AC61T             | Hose Tailpiece | 10 mm            |
| A Style Adaptors  |                |                  |
| ACA6923           | Male           | R 1/4            |
| ACA6924           | Female         | Rp 1/4           |
| ACA6912           | Hose Tailpiece | 6.35 mm / 1/4 in |
| ACA6922           | Hose Tailpiece | 7.9 mm / 5/16 in |
| ACA6930           | Hose Tailpiece | 9.5 mm / 3/8 in  |

- Nominal bore: 5.5 mm
- Flow rate @ 6 bar (0.5 bar p.d.): 650 l/min
- Maximum working pressure: 14 bar / 200 psi
- Temperature range: -40°C to 100°C

### PF SERIES

PCL has designed and manufactured the quick release PF Series of couplings as a competitive alternative to the genuine Schrader range.

#### Features

- Competitive alternative to Schrader Couplings and Adaptors
- Lightweight construction
- Superior flow characteristics
- Corrosive resistant finish



**INTERCHANGEABLE »**  
 CEJN 399  
 RECTUS 17  
 STANDARD SCHRADER

Part Number      Thread Type      Thread Size

| PF Couplings |                |        |
|--------------|----------------|--------|
| AC77CM       | Male           | R 1/4  |
| AC77EM       | Male           | R 3/8  |
| AC77JM       | Male           | R 1/2  |
| AC77CF       | Female         | Rp 1/4 |
| AC77EF       | Female         | Rp 3/8 |
| AC77JF       | Female         | Rp 1/2 |
| AC7706       | Hose Tailpiece | 6 mm   |
| AC7708       | Hose Tailpiece | 8 mm   |
| AC7710       | Hose Tailpiece | 10 mm  |
| AC7713       | Hose Tailpiece | 13 mm  |
| PF Adaptors  |                |        |
| AA7702       | Male           | R 1/4  |
| AA7703       | Male           | R 3/8  |
| AA7706       | Female         | Rp 1/4 |
| AA7707       | Female         | Rp 3/8 |
| AA7710       | Hose Tailpiece | 6 mm   |
| AA7711       | Hose Tailpiece | 8 mm   |
| AA7712       | Hose Tailpiece | 10 mm  |

- Nominal bore: 5.0 mm
- Flow rate @ 6 bar (0.5 bar p.d.): 2,200 l/min
- Temperature range: -40°C to 100°C
- Maximum working pressure: 35 bar / 508 psi



## INTERCHANGE RANGE

### ISO B12 SERIES

PCL's "Made in Sheffield" ISO B12 couplings offer excellent flow characteristics for industrial applications, commonly used in Scandinavian markets where this adaptor profile is required.

#### Features

- Offers enhanced tool efficiency
- Steel construction with corrosive resistant finish
- Steel shoulder helps prevent accidental disconnection
- Offers excellent flow characteristics



**INTERCHANGEABLE »**  
**CEJN 310**  
**HANSON 3000**  
**LEGRIS 24**  
**RECTUS 23/24**

Part Number      Thread Type      Thread Size

| ISO B12 Couplings |                |        |
|-------------------|----------------|--------|
| AC75CM            | Male           | R 1/4  |
| AC75EM            | Male           | R 3/8  |
| AC75JM            | Male           | R 1/2  |
| AC75CF            | Female         | Rp 1/4 |
| AC75EF            | Female         | Rp 3/8 |
| AC75JF            | Female         | Rp 1/2 |
| AC7506            | Hose Tailpiece | 6 mm   |
| AC7508            | Hose Tailpiece | 8 mm   |
| AC7510            | Hose Tailpiece | 10 mm  |
| AC7513            | Hose Tailpiece | 13 mm  |
| ISO B12 Adaptors  |                |        |
| AA7502            | Male           | R 1/4  |
| AA7503            | Male           | R 3/8  |
| AA7504            | Male           | R 1/2  |
| AA7506            | Female         | Rp 1/4 |
| AA7507            | Female         | Rp 3/8 |
| AA7510            | Hose Tailpiece | 6 mm   |
| AA7511            | Hose Tailpiece | 8 mm   |
| AA7512            | Hose Tailpiece | 10 mm  |
| AA7513            | Hose Tailpiece | 13 mm  |

- Nominal bore: 5.5 mm
- Flow rate @ 6 bar (0.5 bar p.d.): 1,100 l/min
- Maximum working pressure: 35 bar / 508 psi
- Temperature range: -40°C to 100°C

### KF SERIES

PCL's KF Series is ideal for portable air tool and industrial applications, offering excellent flow characteristics, commonly used in Asian and Oceania markets where this adaptor profile is required.

#### Features

- Offers enhanced tool efficiency
- Steel construction with corrosive resistant finish
- Steel shoulder helps prevent accidental disconnection
- Offers excellent flow characteristics



**INTERCHANGEABLE »**  
**CEJN 315**  
**NITTO KOHKI 200**  
**RECTUS 13**

Part Number      Thread Type      Thread Size

| KF Couplings |                |        |
|--------------|----------------|--------|
| AC78CM       | Male           | R 1/4  |
| AC78EM       | Male           | R 3/8  |
| AC78JM       | Male           | R 1/2  |
| AC78CF       | Female         | Rp 1/4 |
| AC78EF       | Female         | Rp 3/8 |
| AC78JF       | Female         | Rp 1/2 |
| AC7806       | Hose Tailpiece | 6 mm   |
| AC7808       | Hose Tailpiece | 8 mm   |
| AC7810       | Hose Tailpiece | 10 mm  |
| AC7813       | Hose Tailpiece | 13 mm  |
| KF Adaptors  |                |        |
| AA7802       | Male           | R 1/4  |
| AA7803       | Male           | R 3/8  |
| AA7804       | Male           | R 1/2  |
| AA7806       | Female         | Rp 1/4 |
| AA7807       | Female         | Rp 3/8 |
| AA7808       | Female         | Rp 1/2 |
| AA7810       | Hose Tailpiece | 6 mm   |
| AA7811       | Hose Tailpiece | 8 mm   |
| AA7812       | Hose Tailpiece | 10 mm  |
| AA7813       | Hose Tailpiece | 13 mm  |

- Nominal bore: 7.6 mm
- Flow rate @ 6 bar (0.5 bar p.d.): 2,100 l/min
- Maximum working pressure: 35 bar / 508 psi
- Temperature range: -40°C to 100°C

Couplings & Adaptors

Hose

Hose Fittings

Tyre Inflation Equipment

Tyre Care

Nitrogen Equipment

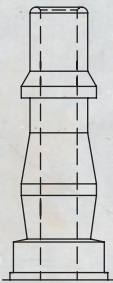
Workshop Equipment

Air Tools

Air Tool Accessories



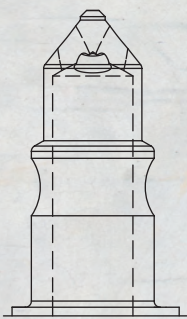
## ACTUAL SIZE ADAPTOR PROFILES



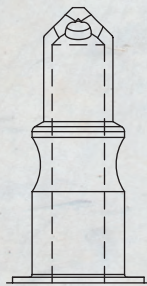
STANDARD RANGE

The adaptor profiles displayed are actual size - just place your adaptor on the matching drawing to find its interchange.

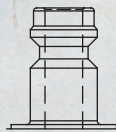
Learn how to identify couplings & adaptors



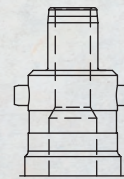
100 SERIES



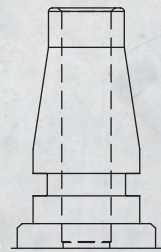
60 SERIES



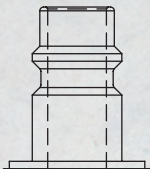
MINI RANGE



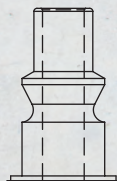
INSTANTAIR RANGE



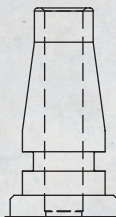
HEAVY DUTY SCHRADER



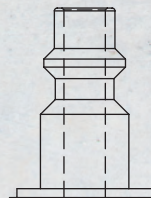
XF-EURO RANGE



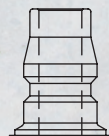
A STYLE RANGE



PF RANGE



ISO B12 RANGE



KF RANGE

## ACTUAL SIZE THREADFORM PROFILES

Male thread profiles, displayed as actual size - just place your thread on the matching drawing to find its size.

R, Rp, Rc threads are taken from BS21:1985 pipe threads for tubes and fittings where pressure tight joints are made on the threads.

G threads are taken from BS2779:1986 pipe threads for tubes and fittings where pressure tight joints are not made on the threads

R 1/8 MALE THREAD



R 1/4 MALE THREAD



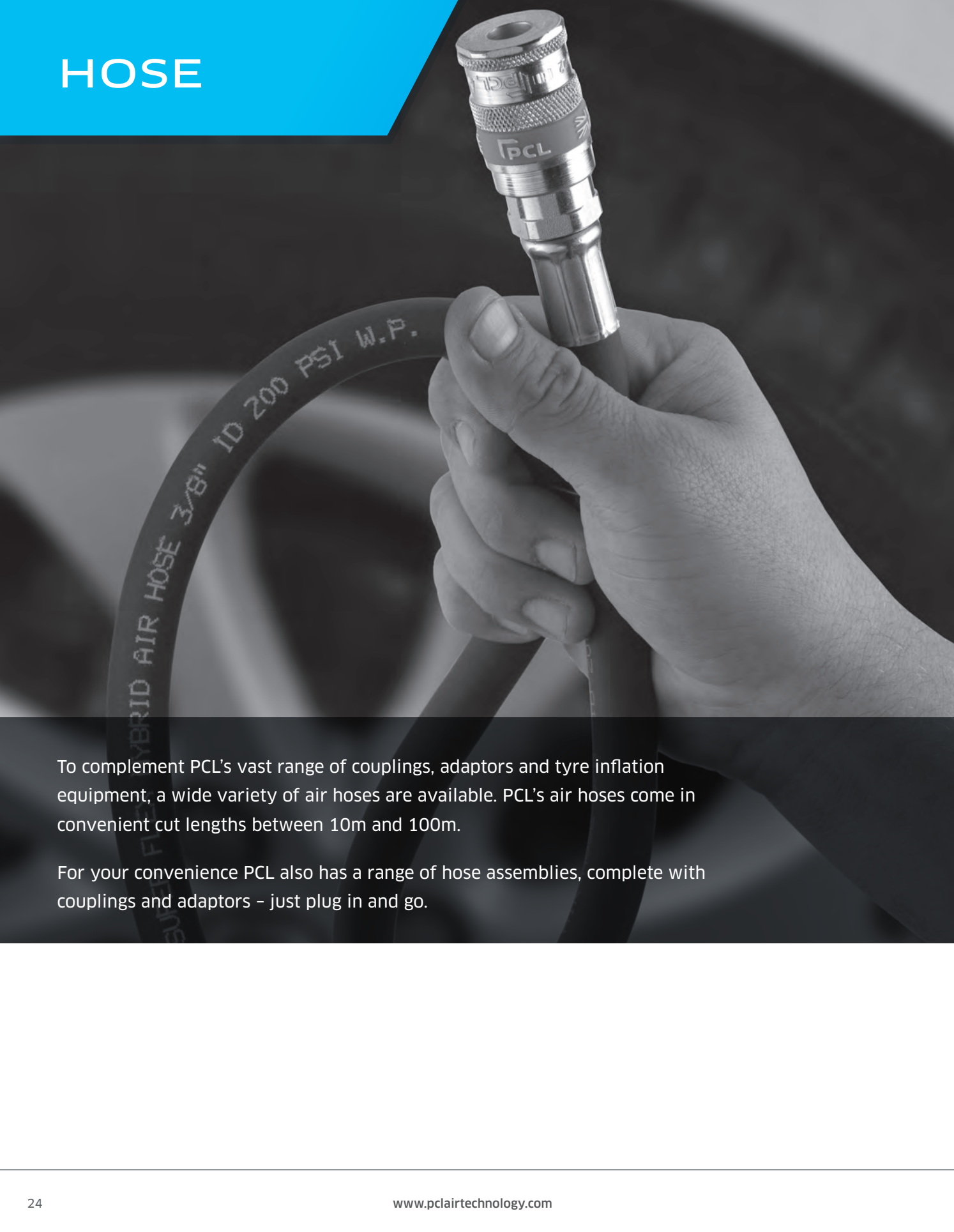
R 3/8 MALE THREAD



R 1/2 MALE THREAD



# HOSE



To complement PCL's vast range of couplings, adaptors and tyre inflation equipment, a wide variety of air hoses are available. PCL's air hoses come in convenient cut lengths between 10m and 100m.

For your convenience PCL also has a range of hose assemblies, complete with couplings and adaptors – just plug in and go.



**BEST SELLER**

## SUPERFLEX HOSE ASSEMBLIES



**SUPERFLEX HOSE**  
with No End Fittings



**SUPERFLEX HOSE**  
with XF-Euro Fittings



**SUPERFLEX HOSE**  
with Rp 1/4 Swivel End Fittings



**SUPERFLEX HOSE**  
with Standard Adaptor  
and Vertex Coupling Fittings

[See range on page](#)

26



**Air Hose**

Page

27



**Nylon Tubing**

Page

27



**Air Hoses with Swivel End Fittings**

Page

28



**High Visibility Air Hose Assemblies**

Page

28



**Air Tool Hose Assemblies**

Page

29



**Air Tool Whip Hoses**

Page

30



**Polyurethane Coiled Air Hose Assemblies**

Page

31



**Nylon Coiled Air Hose Assemblies**

Page

31

## SUPERFLEX HOSE ASSEMBLIES

## SUPERFLEX HOSE ASSEMBLIES

**BEST SELLER**

PCL's new 9.5mm (3/8") SuperFlex hose is designed to be extremely flexible and hard-wearing. Highly resistant to ultra-violet and a wide range of acids and alkalis, SuperFlex assemblies provide longer service life and are suitable for a wider range of applications.

In addition, the SuperFlex features anti-kink characteristics, with elimination of hose kinks resulting in minimum air flow loss.

### Features

- Soft touch for excellent handling - Increased comfort for the user
- Extremely flexible with good anti-kink characteristics - Minimum air flow loss
- Durable with excellent ageing and ultra-violet resistance - Increased service life
- Highly resistant to a wide range of acids and alkalis - Suitable for a wide range of applications

- Working pressure: 14 bar / 200 psi
- Burst pressure: 42 bar / 600 psi (3:1 safety factor)
- Temperature range: -15°C + 60°C



### SUPERFLEX HOSE with No End Fittings

| Part Number | Hose Length (m) | Inside Diameter (mm) |
|-------------|-----------------|----------------------|
| HS25B01SF   | 5               | 9.5                  |
| HS25C01SF   | 10              | 9.5                  |
| HS25D01SF   | 15              | 9.5                  |
| HS25E01SF   | 20              | 9.5                  |
| HS25X01SF   | 100             | 9.5                  |



### SUPERFLEX HOSE with XF-Euro Fittings

| Part Number | Hose Length (m) | Inside Diameter (mm) |
|-------------|-----------------|----------------------|
| HA2140SF    | 5               | 9.5                  |
| HA2141SF    | 10              | 9.5                  |
| HA2142SF    | 15              | 9.5                  |
| HA2143SF    | 20              | 9.5                  |



### SUPERFLEX HOSE with Rp 1/4 Swivel End Fittings

| Part Number | Hose Length (m) | Inside Diameter (mm) |
|-------------|-----------------|----------------------|
| HA2043SF    | 5               | 9.5                  |
| HA2044SF    | 10              | 9.5                  |
| HA2045SF    | 15              | 9.5                  |
| HA2046SF    | 20              | 9.5                  |



### SUPERFLEX HOSE with Standard Adaptor and Vertex Coupling Fittings

| Part Number | Hose Length (m) | Inside Diameter (mm) |
|-------------|-----------------|----------------------|
| HA2133SF    | 5               | 9.5                  |
| HA2134SF    | 10              | 9.5                  |
| HA2139SF    | 15              | 9.5                  |
| HA2129SF    | 20              | 9.5                  |





## AIR HOSE

### AIR HOSE

PCL's air hose is made from a high-performance TPE compound, meaning it looks and feels like rubber but doesn't have its associated downsides.

Available in various cut lengths from 10m to 100m, it can also be ordered cut to the precise length required to reduce waste.

#### Features

- Excellent abrasion resistance
- Good flexibility and kink resistant
- Silicone free



| Part Number | Inside Diameter | Outside Diameter (mm) | Hose Length (m) |
|-------------|-----------------|-----------------------|-----------------|
| HS22C01     | 7 mm / 1/4 in   | 14                    | 10              |
| HS22D01     | 7 mm / 1/4 in   | 14                    | 15              |
| HS22E01     | 7 mm / 1/4 in   | 14                    | 20              |
| HS22H01     | 7 mm / 1/4 in   | 14                    | 30              |
| HS22X01     | 7 mm / 1/4 in   | 14                    | 100             |
| HS24C01     | 8 mm / 5/16 in  | 15                    | 10              |
| HS24D01     | 8 mm / 5/16 in  | 15                    | 15              |
| HS24E01     | 8 mm / 5/16 in  | 15                    | 20              |
| HS24H01     | 8 mm / 5/16 in  | 15                    | 30              |
| HS24X01     | 8 mm / 5/16 in  | 15                    | 100             |
| HS25C01     | 10 mm / 3/8 in  | 17                    | 10              |
| HS25D01     | 10 mm / 3/8 in  | 17                    | 15              |
| HS25E01     | 10 mm / 3/8 in  | 17                    | 20              |
| HS25H01     | 10 mm / 3/8 in  | 17                    | 30              |
| HS25X01     | 10 mm / 3/8 in  | 17                    | 100             |
| HS27C01     | 13 mm / 1/2 in  | 21                    | 10              |
| HS27D01     | 13 mm / 1/2 in  | 21                    | 15              |
| HS27E01     | 13 mm / 1/2 in  | 21                    | 20              |
| HS27H01     | 13 mm / 1/2 in  | 21                    | 30              |
| HS27X01     | 13 mm / 1/2 in  | 21                    | 100             |

- Working pressure: 21 bar / 300 psi
- Burst pressure: 63 bar / 900 psi (3:1 safety factor)
- Temperature range: -15°C to 60°C

Please note - an increase in temperature above 20°C will affect the working pressure quoted above

### NYLON TUBING

Manufactured from high quality nylon granules, this tubing is ideal for use with push-in fittings and for a wide range of industrial applications, including: compressed air, lubrication, refrigeration, air conditioning, coolant lines, fuels and oils.

#### Features

- Available in 3 colours: Natural, Black and Blue
- Supplied in 30m coils



| Part Number | Inside Diameter (mm) | Outside Diameter (mm) | Working Pressure | Bend Radius (mm) |
|-------------|----------------------|-----------------------|------------------|------------------|
| TRN-4/2.5-* | 2.5                  | 4                     | 400 psi / 27 bar | 16               |
| TRN-6/4-*   | 4                    | 6                     | 350 psi / 24 bar | 35               |
| TRN-8/6-*   | 6                    | 8                     | 255 psi / 17 bar | 60               |
| TRN-10/8-*  | 8                    | 10                    | 200 psi / 14 bar | 100              |
| TRN-12/10-* | 10                   | 12                    | 160 psi / 11 bar | 125              |

When ordering replace \* in the part number with your colour choice. If no colour choice is specified, Natural will be supplied as standard.

Please note - values stated are based on the short term burst pressure of nylon at 20°C using a 4:1 safety factor

- Material: Nylon 11 or 12
- Temperature range: -35°C to 70°C

## Explore our range of Couplings and Adaptors



See pages 6-23



## AIR HOSE

Couplings & Adaptors

Hose

Hose Fittings

Tyre Inflation Equipment

Tyre Care

Nitrogen Equipment

Workshop Equipment

Air Tools

Air Tool Accessories

### AIR HOSES WITH SWIVEL END FITTINGS

PCL's air hose is available with swivel end fittings. Made from a high-performance TPE compound, it looks and feels like rubber but without its associated downsides.

Available in popular cut lengths complete with end fittings, saving you time and the need for expensive crimping equipment.

#### Features

- Resistance to oil and fuels
- Good flexibility and kink resistant
- Silicone free
- Excellent abrasion resistance



| Part Number | Fittings | Hose Length (m) | Inside Diameter |
|-------------|----------|-----------------|-----------------|
|-------------|----------|-----------------|-----------------|

#### 1/4" Hose

|        |                    |    |               |
|--------|--------------------|----|---------------|
| HA2011 | Rp 1/4 Swivel Ends | 5  | 7 mm / 1/4 in |
| HA2016 | Rp 1/4 Swivel Ends | 10 | 7 mm / 1/4 in |
| HA2020 | Rp 1/4 Swivel Ends | 15 | 7 mm / 1/4 in |
| HA2001 | Rp 1/4 Swivel Ends | 20 | 7 mm / 1/4 in |

#### 5/16" Hose

|        |                    |    |                |
|--------|--------------------|----|----------------|
| HA2012 | Rp 1/4 Swivel Ends | 5  | 8 mm / 5/16 in |
| HA2017 | Rp 1/4 Swivel Ends | 10 | 8 mm / 5/16 in |
| HA2021 | Rp 1/4 Swivel Ends | 15 | 8 mm / 5/16 in |
| HA2002 | Rp 1/4 Swivel Ends | 20 | 8 mm / 5/16 in |

#### 3/8" Hose

|        |                    |    |                |
|--------|--------------------|----|----------------|
| HA2043 | Rp 1/4 Swivel Ends | 5  | 10 mm / 3/8 in |
| HA2044 | Rp 1/4 Swivel Ends | 10 | 10 mm / 3/8 in |
| HA2045 | Rp 1/4 Swivel Ends | 15 | 10 mm / 3/8 in |
| HA2046 | Rp 1/4 Swivel Ends | 20 | 10 mm / 3/8 in |
| HA2013 | Rp 3/8 swivel ends | 5  | 10 mm / 3/8 in |
| HA2018 | Rp 3/8 swivel ends | 10 | 10 mm / 3/8 in |
| HA2022 | Rp 3/8 swivel ends | 15 | 10 mm / 3/8 in |
| HA2003 | Rp 3/8 swivel ends | 20 | 10 mm / 3/8 in |

#### 1/2" Hose

|        |                    |    |                |
|--------|--------------------|----|----------------|
| HA2019 | Rp 1/2 Swivel Ends | 10 | 13 mm / 1/2 in |
| HA2023 | Rp 1/2 Swivel Ends | 15 | 13 mm / 1/2 in |
| HA2004 | Rp 1/2 Swivel Ends | 20 | 13 mm / 1/2 in |

- Working pressure: 21 bar / 300 psi
- Burst pressure: 63 bar / 900 psi (3:1 safety factor)
- Temperature range: -15°C to 60°C

Please note - an increase in temperature above 20°C will affect the working pressure quoted above

### HIGH VISIBILITY AIR HOSE ASSEMBLIES

This bright yellow hose is manufactured from reinforced material, providing high visibility for extra safety.

Available in popular cut lengths complete with end fittings, saving you time and the need for expensive crimping equipment.

#### Features

- High visibility to increase safety
- Good flexibility and kink resistant
- Resistance to oil and fuels
- Silicone free



### HIGH VISIBILITY HOSE with Rp 1/4 Swivel Ends

| Part Number | Hose Length (m) | Inside Diameter |
|-------------|-----------------|-----------------|
|-------------|-----------------|-----------------|

|          |    |                |
|----------|----|----------------|
| HA2044HV | 10 | 10 mm / 3/8 in |
| HA2022HV | 15 | 10 mm / 3/8 in |
| HA2046HV | 20 | 10 mm / 3/8 in |



### HIGH VISIBILITY HOSE with Vertex Coupling and Standard Adaptor

| Part Number | Hose Length (m) | Inside Diameter |
|-------------|-----------------|-----------------|
|-------------|-----------------|-----------------|

|          |    |                |
|----------|----|----------------|
| HA2134HV | 10 | 10 mm / 3/8 in |
| HA2129HV | 20 | 10 mm / 3/8 in |

- Working pressure: 20 bar / 290 psi
- Burst pressure: 60 bar / 870 psi (3:1 safety factor)
- Temperature range: -15°C to 60°C

Please note - an increase in temperature above 20°C will affect the working pressure quoted above



## AIR HOSE

### AIR TOOL HOSE ASSEMBLIES

PCL's air tool hose is made from a high-performance TPE compound which looks and feels like rubber but doesn't have its associated downsides.

Available in popular cut lengths complete with PCL fittings, investing in a PCL air tool hose saves the time and expense of buying expensive crimping equipment.

Just plug in and go.

#### Features

- Resistance to oil and fuels
- Good flexibility and kink resistant
- Silicone free

- Working pressure: 21 bar / 300 psi
- Burst pressure: 63 bar / 900 psi (3:1 safety factor)
- Temperature range: -15°C to 60°C

Please note - an increase in temperature above 20°C will affect the working pressure quoted above



### VERTEX COUPLING & STANDARD ADAPTOR AIR TOOL HOSE

| Part Number | Hose Length (m) | Inside Diameter |
|-------------|-----------------|-----------------|
| HA2135      | 5               | 8 mm / 5/16 in  |
| HA2125      | 10              | 8 mm / 5/16 in  |
| HA2137      | 15              | 8 mm / 5/16 in  |
| HA2138      | 20              | 8 mm / 5/16 in  |
| HA2133      | 5               | 10 mm / 3/8 in  |
| HA2134      | 10              | 10 mm / 3/8 in  |
| HA2139      | 15              | 10 mm / 3/8 in  |
| HA2129      | 20              | 10 mm / 3/8 in  |



### XF-EURO COUPLING & ADAPTOR AIR TOOL HOSE

| Part Number | Hose Length (m) | Inside Diameter |
|-------------|-----------------|-----------------|
| HA2140      | 5               | 10 mm / 3/8 in  |
| HA2141      | 10              | 10 mm / 3/8 in  |
| HA2142      | 15              | 10 mm / 3/8 in  |
| HA2143      | 20              | 10 mm / 3/8 in  |

For all air tool applications we recommend 10m hose



### 100 SERIES COUPLING & ADAPTOR AIR TOOL HOSE

| Part Number | Hose Length (m) | Inside Diameter |
|-------------|-----------------|-----------------|
| HA2144      | 10              | 13 mm / 1/2 in  |
| HA2150      | 15              | 13 mm / 1/2 in  |
| HA2128      | 20              | 13 mm / 1/2 in  |
| HA2152      | 30              | 13 mm / 1/2 in  |

### 100 SERIES ADAPTOR & R1/2 MALE AIR TOOL HOSE

| Part Number | Hose Length (m) | Inside Diameter |
|-------------|-----------------|-----------------|
| HA2110      | 10              | 13 mm / 1/2 in  |
| HA2111      | 20              | 13 mm / 1/2 in  |



### STANDARD ADAPTOR & R1/4 MALE AIR TOOL HOSE

| Part Number | Hose Length (m) | Inside Diameter |
|-------------|-----------------|-----------------|
| HA2112      | 10              | 8 mm / 5/16 in  |
| HA2113      | 20              | 8 mm / 5/16 in  |
| RHA2036     | 10              | 10 mm / 3/8 in  |
| RHA2037     | 20              | 10 mm / 3/8 in  |



Couplings & Adaptors

Hose

Hose Fittings

Tyre Inflation Equipment

Tyre Care

Nitrogen Equipment

Workshop Equipment

Air Tools

Air Tool Accessories



Couplings & Adaptors

Hose

Hose Fittings

Tyre Inflation Equipment

Tyre Care

Nitrogen Equipment

Workshop Equipment

Air Tools

Air Tool Accessories

## AIR HOSE

### AIR TOOL WHIP HOSES

PCL's whip hoses are highly recommended by the Health & Safety Executive's Guide HS(G) 39 as they are designed to distance an air tool from its air supply to prevent vibration. This enables tools to be used safely and helps to prolong the life of couplings and adaptors.

#### Features

- Helps to prolong the life of couplings and adaptors
- Improves ease of handling - reduces operator fatigue
- Simply "Plug-in and go"



| Part Number | Fittings                        | Hose Length   | Inside Diameter |
|-------------|---------------------------------|---------------|-----------------|
| HA2108      | Standard Adaptor & R 1/4 Male   | 0.6 m / 2 ft  | 7 mm / 1/4 in   |
| HA2124N     | Standard Adaptor & NPT 1/4 Male | 0.6 m / 2 ft  | 7 mm / 1/4 in   |
| HA2149      | Standard Adaptor & R 1/4 Male   | 0.6 m / 2 ft  | 10 mm / 3/8 in  |
| HA2109      | Standard Adaptor & R 3/8 Male   | 0.6 m / 2 ft  | 10 mm / 3/8 in  |
| HA2155      | Standard Adaptor & R 3/8 Male   | 0.4 m / 16 in | 8 mm / 5/16 in  |
| HA2116      | 100 Series Adaptor & R 1/2 Male | 0.6 m / 2 ft  | 13 mm / 1/2 in  |
| HA2132      | XF-Euro Adaptor & R 1/4 Male    | 0.6 m / 2 ft  | 10 mm / 3/8 in  |

- Working pressure @ 20°C: 21 bar / 300 psi
- Burst pressure: 63 bar / 900 psi (3:1 safety factor)
- Temperature range: -15°C to 60°C

Please note - an increase in temperature above 20°C will affect the working pressure quoted above

## THE IMPORTANCE OF USING AN AIR TOOL WHIP HOSE

Coupling connections are subject to Health and Safety regulations due to the vibrations associated with air tool use. Vibrations can cause the quick disconnect couplings to come loose from the tool, leaving the hose to swing erratically due to air pressure released. which can result in severe injury.

To prevent this, safety guidelines recommend fitting an Air Tool Whip Hose between the air tool and the coupling, distancing the air tool from its air supply and stopping the vibration. The hose end of the assembly is screwed directly to the inlet of the tool, whilst the quick disconnect coupling is screwed into the lubricator or filter/lubricator, six feet from the tool. This distance gives the operator safety room if the coupling were to disconnect under pressure.

For exact guidelines, please see Health & Safety Executive Guide HS(G) 39, which states that "If a quick-acting coupling socket is fitted at the hose end adjacent to the tool, the plug should not be screwed directly into the inlet port but should be fitted onto a short isolation hose". The International Standard (ISO 6150:1998) recommends a minimum of 300mm of flexible hose, thus isolating the plug and socket from the tool vibrations. Also see ISO 4414:1998 and EN 983:1996 for safety requirements covering the installation and use of pneumatic equipment



## COILED AIR HOSE ASSEMBLIES

### POLYURETHANE COILED AIR HOSE ASSEMBLIES

PU Coiled Air Hose Assemblies are made from Polyurethane (PU) material rather than nylon, increasing the effective working temperature range and removing limitations such as kinking, abrasion and resistance to oils.

PU allows use in any direction, eliminating hose kinks to aid air flow. It also provides ease of use when attached to tools, helps protect tool ends and leaves the work area clear of entanglements and trip hazards. Available in a range of colours, hose sizes and working lengths.



Couplings & Adaptors

Hose

Hose Fittings

Tyre Inflation Equipment

Tyre Care

Nitrogen Equipment

Workshop Equipment

Air Tools

Air Tool Accessories

| Part Number  | Fittings          | Hose Length (m) | Inside Diameter (mm) | Outside Diameter (mm) |
|--------------|-------------------|-----------------|----------------------|-----------------------|
| Colour: Red  |                   |                 |                      |                       |
| HA5209       | R 1/4 Swivel Ends | 2.5             | 6.5                  | 10                    |
| HA5211       | R 1/4 Swivel Ends | 5               | 6.5                  | 10                    |
| HA5213       | R 1/4 Swivel Ends | 7.5             | 6.5                  | 10                    |
| HA5216       | R 1/4 Swivel Ends | 7.5             | 8                    | 12                    |
| HA5218       | R 1/4 Swivel Ends | 10              | 8                    | 12                    |
| HA5220       | R 3/8 Swivel Ends | 10              | 10                   | 15                    |
| Colour: Blue |                   |                 |                      |                       |
| HA5210       | R 1/4 Swivel Ends | 2.5             | 6.5                  | 10                    |
| HA5212       | R 1/4 Swivel Ends | 5               | 6.5                  | 10                    |
| HA5214       | R 1/4 Swivel Ends | 7.5             | 6.5                  | 10                    |
| HA5217       | R 1/4 Swivel Ends | 7.5             | 8                    | 12                    |
| HA5219       | R 1/4 Swivel Ends | 10              | 8                    | 12                    |
| HA5221       | R 3/8 Swivel Ends | 10              | 10                   | 15                    |

- Working pressure: 14 bar / 200 psi
- HA5220 & HA5221: Working Pressure: 10 bar / 150 psi



#### Features

- Polyurethane (PU) material
- Nickel plated 360° swivel fittings
- 200 mm straight ends with spring guard



### NYLON COILED AIR HOSE ASSEMBLIES

PCL's Nylon Coiled Air Hose Assemblies are manufactured from top quality nylon resin with nickel-plated 360° swivel fittings. This compact lightweight hose is ideal for workshops where normal tubing may be a trip hazard.

#### Features

- 200 mm straight ends with spring guard
- Nickel plated 360° swivel ends
- Nylon material

| Part Number | Fittings          | Hose Length   | Inside Diameter (mm) | Outside Diameter (mm) | Colour |
|-------------|-------------------|---------------|----------------------|-----------------------|--------|
| HA5201      | R 1/4 Swivel Ends | 7.6 m / 25 ft | 6                    | 8                     | Red    |

- Working pressure: 14 bar / 200 psi



# HOSE FITTINGS

PCL's hose fittings are designed to complement our vast range of tyre inflation and compressed air products so you can connect your equipment to an existing air line or hose. With the most comprehensive portfolio available on the market, we cover all eventualities, from general maintenance to repairs and emergencies. We also supply an extensive selection of BSP fittings, including male and female adaptors.



Jubilee® Hose Clips

Page 34



PCL Worm Drive Hose Clips

Page 35



Jubilee® 'O' Clips

Page 35



Jubilee® Side Closing 'O' Clip Pincer

Page 35



Jubilee® Flexidriver

Page 35



Jubilee® Clipdriver

Page 35



Jubilee® Workshop Pack

Page 36



Jubilee® 'O' Clip Kits

Page 36



Hose Tail Adaptor

Page 36



Coned Tailpiece

Page 37



**BEST SELLER**



## JUBILEE® HOSE CLIPS

Page 34

Hose Fittings



Union Swivel Nut

Page 37



Increasing Bush

Page 37



Reducing Bush

Page 37



Double Union

Page 37



Reducing Union

Page 37



Hose Connector/Repairer

Page 38



Flexible Elbow

Page 38



NPT Thread Converter

Page 38



Parallel Socket

Page 38



Y Piece Connector

Page 38



Hose Connector Kit

Page 38



Equal Female Tee

Page 38



Fixed Female Elbow

Page 38



Male Stud

Page 39



Equal Tube Elbow

Page 39



Swivel Elbow

Page 39



Equal Tube Tee

Page 39



Tube to Tube Connector

Page 39



Tube Stem Reducer

Page 39



## HOSE CLIPS

### JUBILEE® HOSE CLIPS

**BEST SELLER**

The original stainless steel Jubilee® Hose Clip is suitable for most applications. It features a continuously threaded band to enable extra flexibility, maximum band tension and clamping force when adjusting the clip to the correct size. The smooth inside profile of the band and rolled edges give protection for all types of hoses, including soft rubber or silicone hoses.

Jubilee® clips are independently tested by the British Standards Institute (BSI) and carry the British Standard Kitemark™ - a sign of the highest quality and trust recognised across many industries. Also Lloyds Register approved for marine use.



| Part Number                  | Size | BS Number | Adjustment   | Box Quantity |
|------------------------------|------|-----------|--------------|--------------|
| Type: Mild Steel Zinc Plated |      |           |              |              |
| JC9512                       | 000  | 12        | 9.5 - 12 mm  | 10           |
| JC1116                       | M00  | 16        | 11 - 16 mm   | 10           |
| JC1320                       | 00   | 20        | 13 - 20 mm   | 10           |
| JC1622                       | 0    | 22        | 16 - 22 mm   | 10           |
| JC1825                       | 0X   | 25        | 18 - 25 mm   | 10           |
| JC2230                       | 1A   | 30        | 22 - 30 mm   | 10           |
| JC2535                       | 1    | 35        | 25 - 35 mm   | 10           |
| JC3040                       | 1X   | 40        | 30 - 40 mm   | 10           |
| JC3245                       | 1M   | 45        | 32 - 45 mm   | 10           |
| JC3550                       | 2A   | 50        | 35 - 50 mm   | 10           |
| JC4055                       | 2    | 55        | 40 - 55 mm   | 10           |
| JC4560                       | 2X   | 60        | 45 - 60 mm   | 10           |
| JC5570                       | 3    | 70        | 55 - 70 mm   | 10           |
| JC6080                       | 3X   | 80        | 60 - 80 mm   | 1            |
| JC7090                       | 4    | 90        | 70 - 90 mm   | 1            |
| JC85100                      | 4X   | 100       | 85 - 100 mm  | 1            |
| JC90120                      | 5    | 120       | 90 - 120 mm  | 1            |
| JC110140                     | 6    | 140       | 110 - 140 mm | 1            |
| JC120150                     | 6X   | 150       | 120 - 150 mm | 1            |
| JC135165                     | 7    | 165       | 135 - 165 mm | 1            |
| JC158190                     | 7.5  | 190       | 158 - 190 mm | 1            |
| JC184216                     | 8.5  | 216       | 184 - 216 mm | 1            |
| JC210242                     | 9.5  | 242       | 210 - 242 mm | 1            |
| JC235267                     | 10.5 | 267       | 235 - 267 mm | 1            |
| JC260292                     | 11.5 | 292       | 260 - 292 mm | 1            |
| JC286318                     | 12.5 | 318       | 286 - 318 mm | 1            |

| Part Number               | Size | BS Number | Adjustment   | Box Quantity |
|---------------------------|------|-----------|--------------|--------------|
| Type: 304 Stainless Steel |      |           |              |              |
| JC9512/ST                 | 000  | 12        | 9.5 - 12 mm  | 10           |
| JC1116/ST                 | M00  | 16        | 11 - 16 mm   | 10           |
| JC1320/ST                 | 00   | 20        | 13 - 20 mm   | 10           |
| JC1622/ST                 | 0    | 22        | 16 - 22 mm   | 10           |
| JC1825/ST                 | 0X   | 25        | 18 - 25 mm   | 10           |
| JC2230/ST                 | 1A   | 30        | 22 - 30 mm   | 10           |
| JC2535/ST                 | 1    | 35        | 25 - 35 mm   | 10           |
| JC3040/ST                 | 1X   | 40        | 30 - 40 mm   | 10           |
| JC3245/ST                 | 1M   | 45        | 32 - 45 mm   | 10           |
| JC3550/ST                 | 2A   | 50        | 35 - 50 mm   | 10           |
| JC4055/ST                 | 2    | 55        | 40 - 55 mm   | 10           |
| JC4560/ST                 | 2X   | 60        | 45 - 60 mm   | 10           |
| JC5570/ST                 | 3    | 70        | 55 - 70 mm   | 10           |
| JC6080/ST                 | 3X   | 80        | 60 - 80 mm   | 1            |
| JC7090/ST                 | 4    | 90        | 70 - 90 mm   | 1            |
| JC85100/ST                | 4X   | 100       | 85 - 100 mm  | 1            |
| JC90120/ST                | 5    | 120       | 90 - 120 mm  | 1            |
| JC110140/ST               | 6    | 140       | 110 - 140 mm | 1            |
| JC120150/ST               | 6X   | 150       | 120 - 150 mm | 1            |
| JC135165/ST               | 7    | 165       | 135 - 165 mm | 1            |
| JC158190/ST               | 7.5  | 190       | 158 - 190 mm | 1            |
| JC184216/ST               | 8.5  | 216       | 184 - 216 mm | 1            |
| JC210242/ST               | 9.5  | 242       | 210 - 242 mm | 1            |
| JC235267/ST               | 10.5 | 267       | 235 - 267 mm | 1            |
| JC260292/ST               | 11.5 | 292       | 260 - 292 mm | 1            |
| JC286318/ST               | 12.5 | 318       | 286 - 318 mm | 1            |



## HOSE CLIPS

### PCL WORM DRIVE HOSE CLIPS

PCL's Worm Drive Hose Clips are available in Mild Steel Zinc Plated or 304 Stainless Steel in a range of popular sizes from 9.5 to 40 mm. Their continuously threaded band provides maximum band tension and clamping force when adjusting the clip to the correct size.



| Part Number                  | Clamping Range | Box Quantity |
|------------------------------|----------------|--------------|
| Type: Mild Steel Zinc Plated |                |              |
| PC9512                       | 9.5 - 12 mm    | 10           |
| PC1116                       | 11 - 16 mm     | 10           |
| PC1320                       | 13 - 20 mm     | 10           |
| PC1622                       | 16 - 22 mm     | 10           |
| PC1825                       | 18 - 25 mm     | 10           |
| PC2230                       | 22 - 30 mm     | 10           |

| Part Number                  | Clamping Range | Box Quantity |
|------------------------------|----------------|--------------|
| Type: Mild Steel Zinc Plated |                |              |
| PC2535                       | 25 - 35 mm     | 10           |
| PC3040                       | 30 - 40 mm     | 10           |
| Type: 304 Stainless Steel    |                |              |
| PC1116SS                     | 11 - 16 mm     | 10           |
| PC1320SS                     | 13 - 20 mm     | 10           |
| PC1825SS                     | 18 - 25 mm     | 10           |

### JUBILEE® 'O' CLIPS

Jubilee® 'O' Clips are two ear clamps, mainly used on air, fluid, gas and steam lines but also suitable for low pressure hydraulic applications. Instead of a screw mechanism, pincers are used to provide a secure seal, crimping the ears of the clamp. This makes them particularly useful on extremely small hoses. The tamper-proof nature of the fitting makes Jubilee® 'O' Clips ideal for when a neat finish is required, with no bulky housing to catch on obstructions.



| Part Number | Size | Clamping Range | Box Quantity |
|-------------|------|----------------|--------------|
| OC0507      | 0507 | 5 - 7 mm       | 50           |
| OC0709      | 0709 | 7 - 9 mm       | 50           |
| OC0911      | 0911 | 9 - 11 mm      | 50           |
| OC1113      | 1113 | 11 - 13 mm     | 50           |
| OC1315      | 1315 | 13 - 15 mm     | 50           |
| OC1417      | 1417 | 14 - 17 mm     | 50           |
| OC1518      | 1518 | 15 - 18 mm     | 50           |
| OC1720      | 1720 | 17 - 20 mm     | 50           |
| OC1821      | 1821 | 18 - 21 mm     | 50           |
| OC2023      | 2023 | 20 - 23 mm     | 50           |

| Part Number | Size | Clamping Range | Box Quantity |
|-------------|------|----------------|--------------|
| OC2225      | 2225 | 22 - 25 mm     | 25           |
| OC2327      | 2327 | 23 - 27 mm     | 25           |
| OC2528      | 2528 | 25 - 28 mm     | 25           |
| OC2831      | 2831 | 28 - 31 mm     | 25           |
| OC3134      | 3134 | 31 - 34 mm     | 25           |
| OC3437      | 3437 | 34 - 37 mm     | 25           |
| OC3740      | 3740 | 37 - 40 mm     | 25           |
| OC4043      | 4043 | 40 - 43 mm     | 25           |
| OC4346      | 4346 | 43 - 46 mm     | 25           |

## HOSE CLIP TOOLS

### JUBILEE® SIDE CLOSING 'O' CLIP PINCER

The high-precision Side Closing Pincer is especially designed to easily crimp and obtain a secure seal of Jubilee® 'O' Clips (two ear clamps).



| Part Number | Description                           |
|-------------|---------------------------------------|
| CPR01       | Jubilee® Side Closing 'O' Clip Pincer |

### JUBILEE® FLEXIDRIVER

The Flexidriver is invaluable for the efficient, rapid and easy adjustment of Jubilee® hose clips, featuring a flexible shaft designed to reach all those awkward places.



| Part Number | Description          |
|-------------|----------------------|
| FDR1        | Jubilee® Flexidriver |

### JUBILEE® CLIPDRIVER

With its rigid shaft and 7mm socket driver, the Jubilee® Clipdriver is designed for the easy adjustment of Jubilee® hose clips in inaccessible areas.



| Part Number | Description               |
|-------------|---------------------------|
| CDR95       | 95 mm Jubilee® Clipdriver |



Couplings & Adaptors

Hose

Hose Fittings

Tyre Inflation Equipment

Tyre Care

Nitrogen Equipment

Workshop Equipment

Air Tools

Air Tool Accessories

## HOSE CLIP PACKS



### JUBILEE® WORKSHOP PACK

The Jubilee® Workshop Pack contains 143 of the most popular Mild Steel Zinc Plated Jubilee® Hose Clips, ranging from 9.5 mm to 40 mm. Supplied in a sturdy plastic, reusable box, suitable for any tough industrial environment.

| Part Number | Dimensions (mm)   | Kit Contents   |
|-------------|-------------------|--|
| WP143       | 55H x 330W x 250D | x32: MOOMS<br>x28: OOMS<br>x24: OOOMS<br>x13: OMS, 1MS<br>x7: 1XMS<br>x14: OXMS<br>x12: 1AMS |

### JUBILEE® 'O' CLIP KITS

The 'O' Clip Kit from Jubilee® is handy for when you need a selection of different size clips on the move. This versatile, convenient dispenser is suitable for the most popular sizes of double ear clips, with or without a side closing pincer.



OK175



OK175P

| Part Number | Dimensions (mm)   | Kit Contents  |
|-------------|-------------------|---|
| OK175       | 40h X 270w X 175d | x20: 0507, 0911, 1113, 1417, 1518, 1720<br>x25: 0709<br>x30: 1315 |
| OK175P      | 40h X 270w X 175d | As above plus<br>x1: Jubilee® Side Closing 'O' Clip Pincer        |

## HOSE CONNECTORS

### HOSE TAIL ADAPTOR

This corrosive-resistant, plated Hose Tail Adaptor connects the hose to a female fitting.



| Part Number        | Hose Internal Diameter |
|--------------------|------------------------|
| Male Thread: R 1/4 |                        |
| HC1205             | 4.75 mm / 3/16 in      |
| HC5656             | 6.35 mm / 1/4 in       |
| HC1206             | 7.9 mm / 5/16 in       |
| HC1217             | 9.5 mm / 3/8 in        |
| HC2479             | 12.7 mm / 1/2 in       |

| Part Number          | Hose Internal Diameter |
|----------------------|------------------------|
| Male Thread: R 3/8   |                        |
| HC6904               | 6.35 mm / 1/4 in       |
| HC6905               | 7.9 mm / 5/16 in       |
| HC2951               | 9.5 mm / 3/8 in        |
| HC2808               | 12.7 mm / 1/2 in       |
| Male Thread: R 1/2   |                        |
| HC6908               | 9.5 mm / 3/8 in        |
| HC2954               | 12.7 mm / 1/2 in       |
| Male Thread: 1/4 NPT |                        |
| HC9336               | 6.35 mm / 1/4 in       |



## HOSE CONNECTORS

### CONED TAILPIECE

Made from hardened steel with corrosive-resistant plating for long life and durability, the Coned Tailpiece is used in conjunction with union nuts to connect the hose to a male threaded fitting.



Part Number      Hose Internal Diameter

| Union Nut Size: R 1/4 |                   |
|-----------------------|-------------------|
| HC5030                | 4.75 mm / 3/16 in |
| HC5275                | 6.35 mm / 1/4 in  |
| HC5276                | 7.9 mm / 5/16 in  |
| HC1225                | 9.5 mm / 3/8 in   |
| Union Nut Size: R 3/8 |                   |
| HC2595                | 6.35 mm / 1/4 in  |
| HC2594                | 7.9 mm / 5/16 in  |
| HC2192                | 9.5 mm / 3/8 in   |

### CONED TAILPIECE & UNION NUT

The corrosive-resistant Coned Tailpiece and Union Nut come together in various combinations for different connection types.



Part Number      Hose Internal Diameter

| Female Thread: Rp 1/4 |                   |
|-----------------------|-------------------|
| HC5194 + HC5030       | 4.75 mm / 3/16 in |
| HC5275/5194           | 6.35 mm / 1/4 in  |
| HC5276/5194           | 7.9 mm / 5/16 in  |
| HC1226 + HC1225       | 9.5 mm / 3/8 in   |
| Female Thread: Rp 3/8 |                   |
| HC2595 + HC2181       | 6.35 mm / 1/4 in  |
| HC2181 + HC2594       | 7.9 mm / 5/16 in  |
| HC2192/2181           | 9.5 mm / 3/8 in   |

### DOUBLE UNION

This corrosive-resistant nut is used to connect fittings (male to male).

Part Number      Male Thread

|        |       |
|--------|-------|
| HC6560 | R 1/4 |
| HC4281 | R 3/8 |
| HC6898 | R 1/2 |



### UNION SWIVEL NUT

The corrosive-resistant Union Swivel Nut is used in conjunction with Coned Tailpieces for various connection types.



Part Number      Suitable For      Coned Tailpiece Part Number

| Female Thread: Rp 1/4 |                                       |                        |
|-----------------------|---------------------------------------|------------------------|
| HC5194                | 4.75 mm / 3/16 in to 7.9 mm / 5/16 in | HC5030, HC5275, HC5276 |
| HC1226                | 9.5 mm / 3/8 in                       | HC1225                 |
| Female Thread: Rp 3/8 |                                       |                        |
| HC2181                | 6.35 mm / 1/4 in to 9.5 mm / 3/8 in,  | HC2192, HC2594         |

### INCREASING BUSH

The corrosive-resistant Increasing Bush is used to increase thread size when connecting differing hose diameters (male to female).



Part Number      Male Thread      Female Thread

|        |       |        |
|--------|-------|--------|
| HC6475 | R 1/4 | Rp 3/8 |
|--------|-------|--------|

### REDUCING BUSH

The corrosive-resistant Reducing Bush is used to increase thread size when connecting differing hose diameters.



Part Number      Thread Type      Thread Type

|        |                 |                 |
|--------|-----------------|-----------------|
| HC6895 | R 3/8 (Male)    | Rp 1/4 (Female) |
| HC6896 | R 1/2 (Male)    | Rp 1/4 (Female) |
| HC6897 | R 1/2 (Male)    | Rp 3/8 (Female) |
| HC6892 | Rp 3/8 (Female) | Rp 1/4 (Female) |
| HC6893 | Rp 1/2 (Female) | Rp 1/4 (Female) |

### REDUCING UNION

The corrosive-resistant Reducing Union is used to connect fittings.

Part Number      Male Thread (1)      Male Thread (2)

|        |       |       |
|--------|-------|-------|
| HC6899 | R 3/8 | R 1/4 |
| HC6900 | R 1/2 | R 1/4 |
| HC6901 | R 1/2 | R 3/8 |





## HOSE CONNECTORS

Couplings & Adaptors

Hose

Hose Fittings

Tyre Inflation Equipment

Tyre Care

Nitrogen Equipment

Workshop Equipment

Air Tools

Air Tool Accessories

### HOSE CONNECTOR/REPAIRER

Perfect for repairing damage along a line of hose, or for connecting two lengths of hose together.

Part Number    Hose Internal Diameter

|        |                 |
|--------|-----------------|
| HC2983 | 6.35mm / 1/4 in |
| HC2984 | 7.9mm / 5/16 in |
| HC2985 | 9.5mm / 3/8 in  |
| HC2986 | 12.7mm / 1/2 in |



### NPT THREAD CONVERTER

Specially designed to allow PCL couplings and adaptors to be fitted to 1/4 NPT threads.

Part Number    Male Thread    Female Thread

|        |         |         |
|--------|---------|---------|
| HC9560 | 1/4 NPT | Rp 1/4  |
| HC9573 | R 1/4   | 1/4 NPT |



### Y PIECE CONNECTOR

For splitting a single connection into two, the Y Piece enables the use of more than one air tool.

Part Number    Female Thread

|            |        |
|------------|--------|
| SPR4279    | Rp 1/4 |
| SPR4280    | Rp 3/8 |
| HC2043-1/2 | Rp 1/2 |



### HOSE CONNECTOR KIT

Ideal for service engineers, or for workshops in case of a hose failure, this handy kit includes genuine PCL Hose Tails, Union Nuts, Coned Tailpieces and Reducing Bushes - all stored in a solid compact pocket case.



Part Number    Kit Contents

|         |  |
|---------|--|
| HCKIT01 | x4: HC5194   |
|         | x3: HC5656, HC1206, HC1217                         |
|         | x2: HC2479, HC5276, HC5275, HC1226, HC6897, HC1225 |
|         | x1: HC6560, HC6895, HC6896                         |

### FLEXIBLE ELBOW

A flexible connection used to eliminate hose kinks.

Part Number    Working Pressure    Male Thread    Female Thread

|       |                  |       |        |
|-------|------------------|-------|--------|
| FE101 | 140 psi / 10 bar | R 1/4 | Rp 1/4 |
|-------|------------------|-------|--------|



### PARALLEL SOCKET

A corrosive-resistant plated socket used for straight connections.

Part Number    Female Thread (1)    Female Thread (2)

|            |        |        |
|------------|--------|--------|
| HC6889     | Rp 1/4 | Rp 1/4 |
| HC2543-3/8 | Rp 3/8 | Rp 3/8 |
| HC2543-1/2 | Rp 1/2 | Rp 1/2 |



### EQUAL FEMALE TEE

An intermediate equal female tee connector which can be connected and disconnected with one hand, without tools. Suitable for equal tee female connections.

Part Number    Female Thread

|            |        |
|------------|--------|
| HC2003-1/4 | Rp 1/4 |
| HC2003-3/8 | Rp 3/8 |
| HC2003-1/2 | Rp 1/2 |



### FIXED FEMALE ELBOW

For 90° female to female connections, designed to assist with the assembly of fluid power components and systems.

Part Number    Female Thread

|            |       |
|------------|-------|
| HC2013-1/4 | G 1/4 |
| HC2013-3/8 | G 3/8 |
| HC2013-1/2 | G 1/2 |





## PUSH-IN FITTINGS

### MALE STUD

Made from corrosive-resistant brass, this straight, conical male connector can be connected and disconnected with one hand.



Part Number Connection (in)

| External Diameter (mm): 4  |     |
|----------------------------|-----|
| PMS04M5                    | M5  |
| PMS401                     | 1/8 |
| PMS402                     | 1/4 |
| External Diameter (mm): 6  |     |
| PMS601                     | 1/8 |
| PMS602                     | 1/4 |
| External Diameter (mm): 8  |     |
| PMS801                     | 1/8 |
| PMS802                     | 1/4 |
| PMS803                     | 3/8 |
| External Diameter (mm): 10 |     |
| PMS1002                    | 1/4 |
| PMS1003                    | 3/8 |
| PMS1004                    | 1/2 |
| External Diameter (mm): 12 |     |
| PMS1202                    | 1/4 |
| PMS1203                    | 3/8 |
| PMS1204                    | 1/2 |



### TUBE TO TUBE CONNECTOR

A straight, intermediate tube to tube connector; connection and disconnection can be performed with one hand.

Part Number External Diameter (mm)

|       |    |
|-------|----|
| PTC4  | 4  |
| PTC6  | 6  |
| PTC8  | 8  |
| PTC10 | 10 |
| PTC12 | 12 |

### EQUAL TUBE ELBOW

An intermediate elbow connector, available in a range of external diameters.



Part Number External Diameter (mm)

|       |    |
|-------|----|
| PEE4  | 4  |
| PEE6  | 6  |
| PEE8  | 8  |
| PEE10 | 10 |
| PEE12 | 12 |

### SWIVEL ELBOW

A connector for push-in fittings, available in a range of external diameters.



Part Number Connection (in)

| External Diameter (mm): 4  |     |
|----------------------------|-----|
| PSE401                     | 1/8 |
| PSE402                     | 1/4 |
| External Diameter (mm): 6  |     |
| PSE601                     | 1/8 |
| PSE602                     | 1/4 |
| External Diameter (mm): 8  |     |
| PSE801                     | 1/8 |
| PSE802                     | 1/4 |
| PSE803                     | 3/8 |
| External Diameter (mm): 10 |     |
| PSE1002                    | 1/4 |
| PSE1003                    | 3/8 |
| PSE1004                    | 1/2 |
| External Diameter (mm): 12 |     |
| PSE1202                    | 1/4 |
| PSE1203                    | 3/8 |
| PSE1204                    | 1/2 |

Constructed from nickel-plated brass 58 to protect against corrosion



### EQUAL TUBE TEE

An intermediate 'T' connector, available in a range of external diameters.

#### Features

Part Number External Diameter (mm)

|       |    |
|-------|----|
| PET4  | 4  |
| PET6  | 6  |
| PET8  | 8  |
| PET10 | 10 |
| PET12 | 12 |



### TUBE STEM REDUCER

An intermediate tube to stem reducer, available in a variety of diameters.

Part Number Stem Diameter (mm)

| External Diameter (mm): 4  |    |
|----------------------------|----|
| PSR46                      | 6  |
| PSR48                      | 8  |
| External Diameter (mm): 6  |    |
| PSR68                      | 8  |
| PSR610                     | 10 |
| PSR612                     | 12 |
| External Diameter (mm): 8  |    |
| PSR810                     | 10 |
| PSR812                     | 12 |
| External Diameter (mm): 10 |    |
| PSR1012                    | 12 |

# TYRE INFLATION EQUIPMENT



PCL offers the highest quality, most reliable and cost-effective equipment for fast and accurate tyre inflation. From handheld analogue units, to the high-tech ACCURA electronic range – PCL’s innovative, market-leading inflators provide the best and most select range of functionality for all types of tyre inflation applications throughout the world.



ACCURA D10 Tyre Inflator

Page 43



Mechanical Units

Page 43



ACCURA QUBE Series II Tyre Inflator

Page 44



ACCURA D12 & D13 Tyre shop Inflator

Page 44



AIRFORCE® MK4 Tyre Inflator

Page 46



AIRFORCE® MK4 Truck Tyre Inflator

Page 46



AIRFORCE® MK4 High Pressure Tyre Inflator

Page 47



AIRFORCE® MK4 Aviation Tyre Inflator

Page 47



Airlite eco Tyre Inflator

Page 47



ACCURA® MK4 Digital Tyre Inflator

Page 48



**BEST SELLER**

**ACCURA QUBE SERIES II TYRE INFLATOR**



See range on 44

**BEST SELLER**

**AIRFORCE® MK4 TYRE INFLATOR**



See range on 46

**BEST SELLER**

**ACCURA® MK4 DIGITAL TYRE INFLATOR**



See range on 48



ACCURA 1 Tyre Inflator

Page 49



DTI Tyre Inflator

Page 50



ACCURA 5 High Pressure Tyre Inflators

Page 50



ACCURA 5 Aviation Tyre Inflator

Page 49



AirForce II Tyre Inflator

Page 51



ATI Tyre Inflator

Page 51



Economy Alloy Tyre Inflator

Page 52



Economy Blowgun Style Tyre Inflator

Page 52



Footpumps

Page 52



Twin Hold-on Connectors

Page 53



Twin Clip-on Connectors

Page 53



Single Clip-on Connectors

Page 54



Swivel Clip-on Connectors

Page 54



Euro Style Connectors

Page 54



TPMS Friendly FLEXI Tyre Valve Connector

Page 55



Large Bore Connectors

Page 55



Other Specialist Connectors

Page 55



Thumb-lock Connector

Page 55



Valve Core Retracting Tool

Page 55

Tyre Inflation Equipment



## WHY IS TYRE INFLATION IMPORTANT?



- First and foremost, air carries the majority of the load
- The 'contact patch' of an inflated tyre is critical to maximise vehicle stability & ultimately **road safety**
- It is well documented by vehicle and tyre manufacturers that tyre inflation affects **braking performance, tyre wear and fuel efficiencies**
- Yet a shocking 35% of tyres are being driven at **least 8psi/0.5bar** below the vehicle manufacturer's recommendation

### How does using high quality tyre inflation equipment affect safety and performance?

| Equipment User                       | Vehicle Operator                         |
|--------------------------------------|--|
| Operational Safety                   | Increased Safety                         |
| Error risks minimised                | Improved Fuel consumption                |
| Cost effective and trouble-free life | Decreased tyre wear                      |
| Minimised operating costs            | Improved waiting/service times           |
| High levels of flexibility           | Reduce tyre related incidents and delays |

## SHOULD I CHOOSE A FIXED OR MANUAL INFLATOR?

There are two core types of inflator:

- **Fixed** - where the operator pre-sets the pressure then the inflator recognises when the set level is reached.
- **Manual** - where the operator determines both the required pressure and when the final pressure is reached.

### Fixed Inflators

Fixed models are electronic in design, offering high levels of repeatable accuracy and a reduced risk of user error, and can be used in conjunction with cages. The pre-set function enables the operator to carry out other tasks during the inflation process, thereby increasing efficiency, uptime, and safety, whilst reducing the effort and fatigue associated with inflating large, high-pressure tyres from flat.

### Manual Inflators

Non-pre-set/manual inflators are handheld and include three key types of unit: Linear, dial and digital.

Handheld inflators are a cost-effective option where flexibility is required, for example when working in various locations in a workshop or outside, as they do not require mains power.

It may be that a combination of pre-set and non-pre-set inflators is the best choice to cost-effectively meet the varying demands of a workshop.

## FIXED TYRE INFLATOR

### WHAT TYPE OF FIXED INFLATOR DO I NEED?

#### Which features of a pre-set unit will work best for you?

PCL's comprehensive ACCURA portfolio includes the widest choice of fixed products available on the market, offering a solution for an extensive range of markets - from aviation, truck and car tyres to vessels such as footballs.

#### Should I opt for "better" or "best"?

- PCL's "better" range of fixed inflators is made from high performance engineering plastics, ideal for automotive applications.
- The more robust "best" units feature a die-cast aluminium design, bigger screen and enhanced electronics offering bespoke options, including a multi-hose model.

If space and cost savings are key then the "better", user-friendly ACCURA QUBE electronic pre-set unit offers superb value and fast, accurate tyre inflation, now with an additional 4-button pre-set option.



Couplings & Adaptors

Hose

Hose Fittings

Tyre Inflation Equipment

Tyre Care

Nitrogen Equipment

Workshop Equipment

Air Tools

Air Tool Accessories



## FIXED TYRE INFLATOR

### ACCURA D10 TYRE INFLATOR

This is the premium pre-set tyre inflator for forecourts, workshops and garages where fast, safe, secure and time-saving inflation is key. Combining the latest electronic inflation technology with user-friendly controls, the D10 allows the operator to pre-set the required pressure and get on with other tasks whilst the inflator does the rest, thereby increasing workshop efficiency. The D10 also reduces operational expenses and long-term equipment costs, whilst actively boosting safety - which is of vital importance to modern regulations.



ALSO AVAILABLE » AIRCRAFT HIGH PRESSURE VERSION 

#### Features

- Auto-start inflation
- Audible and visual end of cycle signal
- Default to safe setting
- Bespoke variants available inc. dual screen
- Aluminium die-cast housing and strong quality image and branding
- Complies with EC Directive BS EN12645:2014



Part Number Description

|     |                              |
|-----|------------------------------|
| D10 | Wall mounted                 |
| D20 | Pedestal mounted             |
| D25 | Pedestal mounted air & water |

- Accuracy: 0.01 bar / 0.1 psi / 2 kPa / 0.01 kgf/cm<sup>2</sup> (exceeds EC Directive BS EN12645:2014)
- Maximum inflation pressure: 10 bar / 145 psi / 999 kPa / 10 kgf/cm<sup>2</sup>
- Resolution: 0.1 bar / 1 psi / 5 kPa / 0.1 kgf/cm<sup>2</sup>

## MECHANICAL UNITS

An innovative range of mechanical tyre inflators reflects PCL's on-going design excellence and the enduring popularity of the mechanical unit. The WM/PM premium dial product, with its large, clear and robust dial for speed, safety and ease of use, makes it the product of choice for long life in tough environments.

#### Features

- Clear impact-resistant toughened glass dial cover
- Long trouble-free life and performance
- Complies with EC Directive BS EN12645:2014

Part Number Description Hose Type

|     |                  |                    |
|-----|------------------|--------------------|
| WM1 | Wall mounted     | 7.6 m Co-axial     |
| WM2 | Wall mounted     | 7.6 m Twin Twisted |
| WM3 | Wall mounted     | 7.6 m Air Hose     |
| PM1 | Pedestal mounted | 7.6 m Co-axial     |



- Accuracy: 0.01 bar / 0.1 psi / 2 kPa / 0.01 kgf/cm<sup>2</sup> (exceeds EC Directive BS EN12645:2014)
- Maximum inflation pressure: 10 bar / 145 psi / 999 kPa / 10 kgf/cm<sup>2</sup>
- Resolution: 0.1 bar / 1 psi / 5 kPa / 0.1 kgf/cm<sup>2</sup>



## FIXED TYRE INFLATOR

### ACCURA QUBE SERIES II TYRE INFLATOR

**BEST SELLER**

PCL's new plug and play ACCURA QUBE Series II is built for simplicity and versatility to save time and money. Combining the latest electronics and touch button technology in a user-friendly, space-saving design, it provides fast, safe and accurate Air and N2 inflation.

The latest QUBE is even more robust and offers higher levels of speed and accuracy, with new "human-touch" recognition software added to the buttons. An additional 4 preset button module allows common pressures to be set quickly, speeding up straight-forward processes in workshops, garages and factories. All the customer needs to do is pre-set the required pressure, place the connector on the tyre, and let the inbuilt auto-start function do the rest.

#### Features

- Simple and easy to use with touch screen technology
- Plug and Play; Saves time and money in workshop operations
- New 4 button option increases savings in operations even further
- OPS and Nitrogen (N2) purge modes
- Individually tested and certificated to meet EC Accuracy BS EN12645:2014

The ultimate guide to the QUBE



| Part Number | Description                                | Hose Length | Tyre Valve Connection |
|-------------|--|-------------|-----------------------|
| QUBE1       | 230v (UK style plug)                       | 5 m / 16 ft | Euro clip-on          |
| QUBE1/4P    | 230v (UK style plug) with 4 preset buttons | 5 m / 16 ft | Euro clip-on          |
| QUBE3       | 230v (Australian style plug)               | 5 m / 16 ft | Euro clip-on          |
| QUBE4       | 120v (US style plug)                       | 5 m / 16 ft | Euro clip-on          |
| QUBE6       | 12v (No plug)                              | N/A         | N/A                   |
| QUBE9       | 230v (EU style plug)                       | 5 m / 16 ft | Euro clip-on          |

- Accuracy: 0.01 bar / 0.1 psi / 2 kPa / 0.01 kgf/cm<sup>2</sup> (Complies to BS EN12645:2014)
- Maximum inflation pressure: 174 psi / 12 bar
- Resolution: 0.1 bar / 1 psi / 5 kPa / 0.1 kgf/cm<sup>2</sup>

### ACCURA D12 & D13 TYRE SHOP INFLATOR

PCL's premium ACCURA range includes the D12 and D13 tyre inflators. Featuring advanced, user-friendly design, touch screen and leading sensor technology, they incorporate tyre shop specific software with a default to last setting, over pressure mode and N2 purging.

The D12 provides increased cost savings for professional tyre applications - including commercial and retail tyre shops, mobile tyre fleets, automotive OEMs, garages, car dealers and transport depots - and enhanced safety, which is of vital importance in light of today's strict regulations. The D13 builds on the standard D12, with multi-tyre capabilities further reducing tyre inflation times by allowing the user to inflate up to 4 tyres at once.



#### Features

- Bead seat over pressure facility (OPS)
- Fast inflation times
- Nitrogen (N2) purge
- Auto-start inflation
- Bespoke capabilities to tailor to specialist requirements
- Complies with BS EN 12645:2014

Part Number Description

|     |                                 |
|-----|---------------------------------|
| D12 | Wall mounted                    |
| D13 | Wall mounted multi-hose variant |

- Accuracy: 0.01 bar / 0.1 psi / 2 kPa / 0.01 kgf/cm<sup>2</sup> (exceeds EC Directive BS EN 12645:2014)
- Maximum inflation pressure: 10 bar / 145 psi / 999 kPa / 10 kgf/cm<sup>2</sup>
- Resolution: 0.1 bar / 1 psi / 5 kPa / 0.1 kgf/cm<sup>2</sup>

Couplings & Adaptors

Hose

Hose Fittings

Tyre Inflation Equipment

Tyre Care

Nitrogen Equipment

Workshop Equipment

Air Tools

Air Tool Accessories



## LINEAR HANDHELD INFLATORS

### HOW TO CHOOSE THE RIGHT HANDHELD INFLATOR

Choosing the right style of handheld for your needs comes down to personal preference and PCL offers a range of performance options within each of the linear, dial and digital types.

#### Linear gauges

Highly robust, offering a good range of indoor and outdoor capabilities, linear gauges display a pressure reading on a horizontal scale, with the indicator position determined by the contraction of a carefully calibrated and sensitive spring delivered by the pressure in a tyre or other vessel. The life and accuracy of the gauge is dependent upon the spring's accuracy, as well as the valve mechanism, with PCL's market-leading AIRFORCE® MK4 being the number one in the world. The range now includes the economy Airlite eco Tyre Inflator.

#### Dial gauges

Dial gauges provide a calibrated face with a needle which moves to point to the pressure level within the tyre being inflated. The needle movement can be controlled by mechanical methods such as Bourdon tube, bellow or diaphragm. The quality of the dial mechanism controls the quality, accuracy and life. PCL offers three product levels: "premium/best" fully EC-approved and tested for all environments including the most demanding and where accuracy is key; "better" for mid-range workshops; and "good" for where intensity is low and tight accuracy less important.

#### Digital gauges

Electronic inflators display a digital readout with pressure measured by an electronic pressure sensor which is both accurate and easy to read. PCL provides a solution for all working environments, ranging from the highly accurate ACCURA 1 with ceramic sensor to the flexible and environmentally tolerant ACCURA® MK4.

Watch our handheld inflator demonstrations



## Extended Warranty now available on PCL's premium MK4 range



Considerable investments have been made into the world-leading MK4 range, reinforcing PCL's confidence in the digital handheld ACCURA® MK4 and linear AIRFORCE® MK4 products to the extent that the warranty has been doubled from one to two years. This extension reflects the MK4's longevity within the most demanding of tyre shop and garage environments, where it provides enhanced durability in intensive indoor and outdoor applications.



Couplings & Adaptors

Hose

Hose Fittings

Tyre Inflation Equipment

Tyre Care

Nitrogen Equipment

Workshop Equipment

Air Tools

Air Tool Accessories



## LINEAR HANDHELD INFLATORS

### AIRFORCE® MK4 TYRE INFLATOR

**BEST SELLER**



As the world's leading linear gauge, the AIRFORCE® MK4 takes performance to a new level, offering even greater ease of use with a 20% larger screen and clearer to read scale. Meanwhile PCL's leading high performance two-stage valve design ensures accuracy and longer life compared to competitors' single-stage mechanisms, where filters are used in an attempt to protect the product. This can result in over 50% reduction in product life, with filters slowing down inflation rates, wasting valuable technician time.

Tests show the AIRFORCE® MK4 can cover more than ten times as many cycles as its main contender, making it the product of choice for users who prefer a linear tool.

#### Features

- New viewing window - Larger window gives 20% greater field of viewing
- Lighter weight - Less work strain and easier for repetitive use
- Biomorphic Shape - Ergonomic, easier to use and less prone to damage when dropped
- New valve mechanism - Simplified 2 stage mechanism design gives longest life available and reduces fatigue in use
- Improved piston & seal design - No internal corrosion, no sticking and no skewing of accuracy
- Accuracy standards - Tested to over 400,000 cycles at 100% accuracy

| Part Number | Hose Length    | Tyre Valve Connection   | Calibration           |
|-------------|----------------|-------------------------|-----------------------|
| AFG4H03     | 0.53 m / 21 in | Twin hold-on            | 0-138 psi / 0-9.6 bar |
| AFG4H04     | 0.53 m / 21 in | Single clip-on          | 0-138 psi / 0-9.6 bar |
| AFG4H031    | 0.36 m / 14 in | Short stem twin hold-on | 0-138 psi / 0-9.6 bar |
| AFG4H05     | 1.8 m / 6 ft   | Twin clip-on            | 0-138 psi / 0-9.6 bar |
| AFG4H06     | 2.7 m / 9 ft   | Twin clip-on            | 0-138 psi / 0-9.6 bar |
| AFG4H061    | 2.7 m / 9 ft   | Single clip-on          | 0-138 psi / 0-9.6 bar |

Accuracy complies to:  
EN12645:2014



### AIRFORCE® MK4 TRUCK TYRE INFLATOR

**PRESSURE UP TO » 174 PSI (12 BAR)**

PCL has drawn on over 80 years of world-leading tyre inflation knowledge to create the new, heavy duty AIRFORCE® MK4 Truck Tyre Inflator. The AFG5 can inflate up to 174 psi (12 bar) and is robust, reliable and versatile with its aluminium die cast body and linear gauge.

The same key features of the AIRFORCE® MK4 plus:

#### Features

- Higher inflation pressures up to 174 psi (12 bar) to cope with commercial tyres of all types
- Accuracy Standards - Tested to over 400,000 cycles at 100% accuracy

| Part Number | Hose Length   | Tyre Valve Connection | Calibration          |
|-------------|---------------|-----------------------|----------------------|
| AFG5H36     | 3.6 m / 12 ft | Twin clip-on          | 0-174 psi / 0-12 bar |



Accuracy complies to: EN12645:2014

Couplings & Adaptors

Hose

Hose Fittings

Tyre Inflation Equipment

Tyre Care

Nitrogen Equipment

Workshop Equipment

Air Tools

Air Tool Accessories



## LINEAR HANDHELD INFLATORS

### AIRFORCE® MK4 HIGH PRESSURE TYRE INFLATOR

**PRESSURE UP TO » 300 PSI (21 BAR)**

PCL's High Pressure AIRFORCE® MK4 is designed for harsh, commercial environments, providing flexibility with pressures up to an impressive 300 psi (21 bar). Capable of withstanding extreme weather, it is ideally suited to transport, mining or industrial applications requiring high tyre inflation pressures.

The same key features of the AIRFORCE® MK4 plus:

#### Features

- Higher inflation pressures from 45 - 300 psi (3 - 21 bar) to cope with commercial tyres, industrial and aviation applications
- Accuracy Standards - Tested to over 400,000 cycles at 100% accuracy

| Part Number | Hose Length  | Tyre Valve Connection | Calibration           |
|-------------|--------------|-----------------------|-----------------------|
| AFG6H04     | 1.8 m / 6 ft | Single clip-on        | 45-300 psi / 3-21 bar |
| AFG6H041    | 1.8 m / 6 ft | Twin clip-on          | 45-300 psi / 3-21 bar |



Accuracy complies to: EN12645:2014

### AIRFORCE® MK4 AVIATION TYRE INFLATOR

**PRESSURE UP TO » 300 PSI (21 BAR)**



The AIRFORCE® MK4 Aviation Tyre Inflator is capable of inflating up to an impressive 300 psi (21 bar) to suit tyres within the aeronautics industry. The latest version of PCL's aviation tyre inflator, used all over the world, now features all updates from the newly designed MK4, with increased visibility, improved valve mechanism and enhanced gauge design increasing life and accuracy in all environments for aviation.

The same key features of the AIRFORCE® MK4 plus:

#### Features

- Higher inflation pressures up to 300 psi (21 bar) to cope with aviation tyres of all types
- Robust and environmentally strong, designed to cope with high intensity aviation applications

| Part Number | Hose Length                                     | Tyre Valve Connection          | Calibration           |
|-------------|---|--------------------------------|-----------------------|
| AFG6A01     | x2 2 m 4G1 hydraulic oil resistant armored hose | 8v1 Screw-on and 12v1 Screw-on | 45-300 psi / 3-21 bar |



- Resolution: 5 psi
- Maximum inlet pressure: 362 psi

### AIRLITE ECO TYRE INFLATOR

Manufactured from nylon filled polymer, PCL's new airlite eco Tyre Inflator handles the pressures without breaking the bank. Its customer-led ergonomic design and the natural insulation of the polymer ensures user comfort. A must-have, cost-effective addition to the general trade or auto enthusiast's tool kit.

#### Features

- Increased window size ensures clearer vision along with accuracy
- Textured thumb lever allows greater control and comfort when inflating or deflating

| Part Number | Hose Length | Tyre Valve Connection | Calibration           |
|-------------|-------------|-----------------------|-----------------------|
| LAG1H03     | 0.4 m       | Twin hold-on          | 0-140 psi / 0-9.6 bar |
| LAG1H08     | 0.4 m       | Euro clip-on          | 0-140 psi / 0-9.6 bar |



**ALSO AVAILABLE »** For an EC Directive BS EN12645:2014 approved Linear Inflator with calibration certificate, please specify the premium AIRFORCE® MK4

Couplings & Adaptors

Hose

Hose Fittings

Tyre Inflation Equipment

Tyre Care

Nitrogen Equipment

Workshop Equipment

Air Tools

Air Tool Accessories



## DIGITAL HANDHELD INFLATORS

### ACCURA® MK4 DIGITAL TYRE INFLATOR

**BEST SELLER**



The ACCURA® MK4 takes the concepts of the world-leading MK4 into the digital age with a unique combination of the lightness, accuracy and ease of use of a digital inflator and the robustness of the toughest analogue available. The ACCURA® MK4 offers both leading inflation and deflation rates and the highest levels of accuracy and flexibility, with high performance for both indoor and outdoor applications.

The large size LCD, backlit screen and selectable units of pressure reading make this the most versatile digital handheld product PCL has ever manufactured. The ACCURA® MK4 Tyre Inflator is available with a wide choice of tyre valve connectors and hose lengths to suit all tyre inflation applications.

| Part Number | Hose Length    | Tyre Valve Connection | Calibration                            |
|-------------|----------------|-----------------------|--|
| DAC403      | 0.53 m / 21 in | Twin hold-on          | 4-250 psi / 0.3-17.2 bar / 30-1723 kPa |
| DAC404      | 0.53 m / 21 in | Single clip-on        | 4-250 psi / 0.3-17.2 bar / 30-1723 kPa |
| DAC405      | 1.8 m / 6 ft   | Twin clip-on          | 4-250 psi / 0.3-17.2 bar / 30-1723 kPa |
| DAC406      | 2.7 m / 9 ft   | Twin clip-on          | 4-250 psi / 0.3-17.2 bar / 30-1723 kPa |
| DAC4061     | 2.7 m / 9 ft   | Single clip-on        | 4-250 psi / 0.3-17.2 bar / 30-1723 kPa |
| DAC436      | 3.6 m / 12 ft  | Twin clip-on          | 4-250 psi / 0.3-17.2 bar / 30-1723 kPa |

Accuracy complies to: BS EN12645:2014

#### Features

- Slimline biomorphic body shape gives increased comfort for the user
- Higher pressure range for multiple applications 4 - 250 psi range (including trucks)
- Permanently backlit in use, auto off after 25 seconds no-use - Easy to read in dark workshops or at night
- Large screen and clear digits - Easy and quick to read
- Individually tested and certified against national approved gauges
- Long battery life - 400 hours of use - Replaceable 2 X AAA batteries power unit (supplied)
- 3 units of calibration toggle as standard - psi, bar & kPa

Couplings & Adaptors

Hose

Hose Fittings

Tyre Inflation Equipment

Tyre Care

Nitrogen Equipment

Workshop Equipment

Air Tools

Air Tool Accessories





## DIGITAL HANDHELD INFLATORS



### ACCURA 1 TYRE INFLATOR

Widely accepted as the best product available for measuring and checking Tyre Pressure Monitoring Systems (TPMS), PCL's ACCURA 1 broke the mould for handheld units, merging ease of use and readability with rapid, safe and cost-effective tyre inflation.

This robust yet sophisticated unit combines leading electronics and sensor technology with patented software algorithms for trouble-free inflation and deflation. Its biomorphic handle and direct valve mechanism enable the operator to deliver excellent rates of inflation in comfort, which in turn provides customers with extended tyre life, increased fuel economy and improved safety for tyre shops, garages, car dealers and transport depots.



#### Features

- Reduced usage times - driven by the simplicity of use and clear display
- Reduced cost of ownership - long product life
- Guaranteed accuracy - individually tested and certified
- Ceramic sensor - for long life accuracy
- Modern, lightweight and shock resistant construction
- Over-pressure warning if pressure exceeds 12 bar / 174 psi / 1200 kPa
- Long battery life with low battery warning light



| Part Number | Hose Length    | Tyre Valve Connection | Calibration |
|-------------|----------------|-----------------------|-------------|
| DAC1A03     | 0.53 m / 21 in | Twin hold-on          | 0-174 psi   |
| DAC1A06     | 2.7 m / 9 ft   | Twin clip-on          | 0-174 psi   |
| DAC1A08     | 1.8 m / 6 ft   | Euro clip-on          | 0-174 psi   |
| DAC1C03     | 0.53 m / 21 in | Twin hold-on          | 0-12 bar    |
| DAC1C06     | 2.7 m / 9 ft   | Twin clip-on          | 0-12 bar    |
| DAC1C08     | 1.8 m / 6 ft   | Euro clip-on          | 0-12 bar    |
| DAC1D03     | 0.53 m / 21 in | Twin hold-on          | 0-12000 kPa |
| DAC1D08     | 1.8 m / 6 ft   | Euro clip-on          | 0-12000 kPa |

German approvals: PTB 18.08/06.04

### ACCURA 5 AVIATION TYRE INFLATOR

The ACCURA 5 is PCL's premium high pressure digital tyre inflator and its latest design for precise measurement in commercial high pressure applications such as aviation. Building on its worldwide reputation for fast, accurate and trouble-free inflation, the market-leading ACCURA 5 features a clear digital readout, metal inlet and outlet valves, metal internal fittings and strong engineering plastics to cope with both high pressure and high usage applications, and can inflate using nitrogen, air or other gases from 3 to 319 psi.

#### Features

- Built in metal components and engineered plastics to withstand the high pressures
- Brass inlet and outlet valves
- Individually tested and supplied with test certificate
- Low battery warning indicator

| Part Number | Hose Length                                      | Tyre Valve Connection          | Calibration |
|-------------|--|--------------------------------|-------------|
| DAC5A01     | x2 2 m 4G1 Hydraulic Oil Resistant Armoured Hose | 8v1 Screw-on and 12v1 Screw-on | 3-319 psi   |



**PRESSURE UP TO » 319 PSI**



Couplings & Adaptors

Hose

Hose Fittings

Tyre Inflation Equipment

Tyre Care

Nitrogen Equipment

Workshop Equipment

Air Tools

Air Tool Accessories



## DIGITAL HANDHELD INFLATORS

Couplings & Adaptors

Hose

Hose Fittings

Tyre Inflation Equipment

Tyre Care

Nitrogen Equipment

Workshop Equipment

Air Tools

Air Tool Accessories



Mid-Range Digital Inflator

### DTI TYRE INFLATOR

The DTI Tyre Inflator offers excellent value for money and is suitable for all kinds of tyre applications, with its ability to inflate up to 170psi making it ideal for professional workshops.

Simple to operate, the hand trigger inflate and thumb-operated deflate button enable the user to inflate tyres quickly and accurately. For low visibility areas, a backlight furthers illuminates the LCD display, which incorporates a battery level indicator. The gauge itself features an auto power off function to preserve battery life. Each gauge is individually serialised and supplied with a calibration certificate traceable to international standards. The DTI is PCL's "better" mid-range alternative to the premium ACCURA 1 and makes entry level electronic inflation available to all.

#### Features

- Large, easy to read LCD display with backlight and auto power off
- Reliable accuracy (+/- 1 psi up to 60 psi, then 2 psi up to 150 psi) with individual testing and certification
- psi, bar & kpa units of pressure selectable by button
- Easy and cost effective to use with low and simple maintenance
- Long battery life with battery level indicator

| Part Number | Hose Length | Tyre Valve Connection | Calibration                           |
|-------------|-------------|-----------------------|---------------------------------------|
| DTI08       | 1.8 m       | Euro clip-on          | 5-170 psi / 0.34-12 bar / 34-1200 kPa |
| DTI081      | 0.5 m       | Euro clip-on          | 5-170 psi / 0.34-12 bar / 34-1200 kPa |

**PRESSURE UP TO » 319 PSI (22 BAR)**



Premium High Pressure Digital Inflator

### ACCURA 5 HIGH PRESSURE TYRE INFLATORS

The ACCURA 5 is PCL's premium high pressure digital tyre inflator and its latest design for precise measurement in commercial high pressure applications such as aviation. Building on its worldwide reputation for fast, accurate and trouble-free inflation, the market-leading ACCURA 5 features a clear digital readout, metal inlet and outlet valves, metal internal fittings and strong engineering plastics to cope with both high pressure and high usage applications, and can inflate using nitrogen, air or other gases from 3 to 319 psi.

#### Features

- Reduced cost of ownership - long product life, high versatility - flexible usage
- Individually tested and supplied with test certificate
- Built in metal components and engineered plastics to withstand high pressure
- Brass inlet and outlet valves
- Long life battery with low battery warning indicator

| Part Number | Hose Length  | Tyre Valve Connection | Calibration |
|-------------|--------------|-----------------------|-------------|
| DAC5C04     | 1.8 m / 6 ft | Single clip-on        | 0.2-22 bar  |
| DAC5A04     | 1.8 m / 6 ft | Single clip-on        | 3-319 psi   |

Accuracy complies to: EN12645:2014



## DIAL HANDHELD INFLATORS

### AIRFORCE II TYRE INFLATOR

The AirForce II is PCL's premium dial handheld tyre inflator, and the latest in its line of high performance mechanical dial inflators. Meeting all the modern needs of an analogue gauge in a busy tyre shop, the sturdy and lightweight design has been further enhanced with a nylon body and a new metal inlet, making the unit as robust as any high performance dial gauge on the market today. Featuring a user-friendly dial display for fast, trouble-free tyre inflation, the AirForce II, with its high performance mechanical dial, boasts industry-standard EC Directive BS EN12645:2014 approvals and certifications for accuracy, reliability and robustness. Official tests have shown the AirForce II to be well above accepted requirements, enabling operators to provide safe, cost-effective and accurate inflation.



Couplings & Adaptors

Hose

Hose Fittings

Tyre Inflation Equipment

Tyre Care

Nitrogen Equipment

Workshop Equipment

Air Tools

Air Tool Accessories

| Part Number | Hose Length    | Tyre Valve Connection | Calibration          |
|-------------|----------------|-----------------------|----------------------|
| AFG1H03     | 0.53 m / 21 in | Twin hold-on          | 0-170 psi / 0-12 bar |
| AFG1H06     | 2.7 m / 9 ft   | Twin clip-on          | 0-170 psi / 0-12 bar |
| AFG1H08     | 1.8 m / 6 ft   | Euro clip-on          | 0-170 psi / 0-12 bar |
| AFG1C08     | 1.8 m / 6 ft   | Euro clip-on          | 0-12 bar             |
| AFG1D03     | 0.53 m / 21 in | Twin hold-on          | 0-1200 kPa           |
| AFG1D08     | 1.8 m / 6 ft   | Euro clip-on          | 0-1200 kPa           |

#### Features

- Reduced operating costs - fast inflation and deflation rates
- Reduced cost of ownership - long product life, high versatility - flexible usage
- Guaranteed accuracy - Individually tested and supplied with calibration certificate
- Proven Bourdon Tube with beryllium copper construction for robustness and high shock resistance

Accuracy complies to: EC Directive BS EN12645:2014

### ATI TYRE INFLATOR

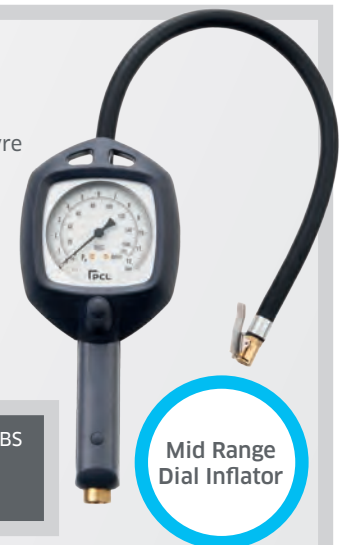
PCL's latest mid-range mechanical tyre inflator, the ATI, is suitable for tyre shops, garages, car dealers and transport depots. Featuring a simple user-friendly dial display, the ATI enables operators to provide fast, safe, cost-effective and accurate tyre inflation which in turn allows tyre users to reap the rewards of extended tyre life, increased fuel economy and improved safety.

#### Features

- Modern, lighter weight design
- Direct valve design increasing inflation and deflation rates
- Individually tested and calibration certificate supplied

| Part Number | Hose Length | Tyre Valve Connection | Calibration          |
|-------------|-------------|-----------------------|----------------------|
| ATI08       | 1.8 m       | Euro clip-on          | 0-170 psi / 0-12 bar |
| ATI081      | 0.5 m       | Euro clip-on          | 0-170 psi / 0-12 bar |

**ALSO AVAILABLE »** For an EC Directive BS EN12645:2014 approved Mechanical Inflator, please specify the premium AirForce II





## DIAL HANDHELD INFLATORS



### ECONOMY ALLOY TYRE INFLATOR

This general purpose tyre inflator, with its durable, alloy body and rubber protected gauge, is ideal for lower volume and non-commercial applications. The ADTG4 Alloy Tyre Inflator features a Euro style valve connector, and comes complete with operating instructions.

#### Features

- Simple and easy to use
- Ideal for general low volume tyre inflation

| Part Number | Hose Length | Tyre Valve Connection | Calibration             |
|-------------|-------------|-----------------------|-------------------------|
| ADTG4       | 0.85 m      | Euro clip-on          | 10-210 psi / 0.7-15 bar |



### ECONOMY BLOWGUN STYLE TYRE INFLATOR

PCL's Blowgun Style Tyre Inflator is a general purpose tyre inflator with an all alloy body and rubber protected gauge. The LTG01 Blowgun's durable alloy body and Euro style valve connector is most suited to lower volume and non-commercial applications.

#### Features

- Simple and easy to use
- Ideal for general low volume tyre inflation

| Part Number | Hose Length | Tyre Valve Connection | Calibration          |
|-------------|-------------|-----------------------|----------------------|
| LTG01       | 0.4 m       | Euro clip-on          | 0-174 psi / 0-12 bar |

## FOOTPUMPS

### FOOTPUMPS

PCL's Footpumps are gauge-calibrated models with an easy to read dial. The all steel construction provides extra strength, and the barrel is pressure-sealed to prevent leakage. Supplied with adaptors for airbeds, cycle valves and footballs, the footpump has a sturdy, anti-slip pedal.

#### Features

- Steel construction for added strength
- Barrel pressure sealed to prevent leakage

| Part Number | Barrel | Calibration         |
|-------------|--------|---------------------|
| FP4H02/3    | Single | 0-100 psi / 0-7 bar |
| FP7H02/3    | Double | 0-100 psi / 0-7 bar |



Supplied with various adaptors

Couplings & Adaptors

Hose

Hose Fittings

Tyre Inflation Equipment

Tyre Care

Nitrogen Equipment

Workshop Equipment

Air Tools

Air Tool Accessories



## TYRE VALVE CONNECTORS

### TYPES OF TYRE VALVE CONNECTORS

It is important when purchasing connectors to specify whether a closed or open-end type is required.

An **open-end connector** has black handles and a pin which unseats the tyre's valve. This is the most commonly used type of connector and is suitable for PCL's MK4 Tyre Inflator, wall and portable gauges.

A **closed end connector** features red handles and is employed when air is supplied directly from a main air line (i.e. compressor or air receiver). A non-return valve unseats on connection to the tyre's valve, allowing air to flow into the tyre.



Watch the demonstration



### TWIN HOLD-ON CONNECTORS

**BEST SELLER**

PCL's connectors have an excellent reputation for durability, accuracy and superb sealing qualities, setting the standard for hold-ons. Using only the best components, with appropriate tests in place to evidence high quality and performance, PCL offers the full range to meet the needs of the modern tyre shop and workshop, from the standard twin hold-on to the short stem and angled stem.

#### Features

- Suitable for inflation of twin tyres
- Choice of stem length
- Colour coded handles - black for open end and red for closed end

| Part Number | Description | Valve Style | Inlet Size       |
|-------------|-------------|-------------|------------------|
| CO1A03      | Long stem   | Open end    | Rp 1/4           |
| CO1B03      | Long stem   | Closed end  | Rp 1/4           |
| CO5A03      | Short stem  | Open end    | Rp 1/4           |
| CO5B03      | Short stem  | Closed end  | Rp 1/4           |
| CO15A01     | Angled stem | Open end    | 6.35 mm (1/4 in) |




### TWIN CLIP-ON CONNECTORS

PCL's Twin Clip-on Connector is suitable for the inflation of twin tyres, and allows the tyre operator flexibility of use for workshop applications. Clipping itself to the tyre valve for additional safety, this connector is designed for performance in intensive environments, and is available in both open and closed valve styles.

#### Features

- Clips onto tyre valve to allow operator to work away from tyre
- Colour coded handles - black for open end and red for closed end
- Suitable for inflation of twin tyres
- Suitable for use in tyre shops

| Part Number | Valve Style | Inlet Size |
|-------------|-------------|------------|
| CO3A03      | Open end    | Rp 1/4     |
| CO3B03      | Closed end  | Rp 1/4     |



Couplings & Adaptors

Hose

Hose Fittings

Tyre Inflation Equipment

Tyre Care

Nitrogen Equipment

Workshop Equipment

Air Tools

Air Tool Accessories



## TYRE VALVE CONNECTORS

### SINGLE CLIP-ON CONNECTORS

Once the PCL Air Connector is on, it stays on!



#### Features

- Does not bleed air - once the PCL Air Connector is on, it stays on!
- Simple but effective thumb push button - quickly releases the tyre valve, reducing non-value added time
- Simply turn clockwise to achieve even more grip
- Highly reliable - has undergone extensive in house and external testing
- Suitable for use in garages, workshops and tyre shops

PCL's new, improved Single Clip-on Connector has been designed to bring the connector range into the 21st century. Extensive in-house and external testing has shown the enhanced product to be as robust and reliable as ever. Manufactured using the finest zinc alloy, aluminium and brass, the Single Clip-on Connector boasts a vice like grip, and is easily operated with a simple but effective thumb push button which quickly releases the tyre valve, saving time and resources.

The advanced range includes standard, straight connectors, and also 90-degree connectors for those difficult to reach valves - such as those on today's bigger, more intricately designed alloy/steel wheels which are difficult to reach by hand. Available with both hose tail fitting and female threaded versions.

| Part Number | Tyre Valve Connection             | Thread Type                 |
|-------------|-----------------------------------|-----------------------------|
| CH2K01      | Straight single clip-on connector | For 7.9mm / 5/16" bore hose |
| CH2H01      | Straight single clip-on connector | For 6.35mm/ 1/4" bore hose  |
| CH2A01      | Straight single clip-on connector | Rp 1/4 Inlet                |
| CH4K01      | Angled single clip-on connector   | For 7.9mm / 5/16" bore hose |
| CH4H01      | Angled single clip-on connector   | For 6.35mm / 1/4" bore hose |
| CH4A01      | Angled single clip-on connector   | Rp 1/4 Inlet                |



### SWIVEL CLIP-ON CONNECTORS

Now available with an ergonomic handle, these Swivel Clip-on Connectors are easy to operate and feature a vice-like grip.



| Part Number | Tyre Valve Connection           | Thread Type |
|-------------|---------------------------------|-------------|
| CH3A01      | Twin swivel clip-on connector   | Rp 1/4      |
| CH3A02      | Single swivel clip-on connector | Rp 1/4      |

### EURO STYLE CONNECTORS

PCL's Euro style connectors are built to meet the rigours and requirements of the modern tyre shop, providing excellent life and reducing leaks.



#### Features

- Clips onto tyre valve to allow operator to work away from tyre
- Suitable for use in tyre shops

| Part Number | Tyre Valve Connection | Valve Style | Inlet Size        |
|-------------|-----------------------|-------------|-------------------|
| C08E72      | Euro style clip-on    | Open end    | 4.75 mm / 3/16 in |
| C08H72      | Euro style clip-on    | Open end    | 6.35 mm / 1/4 in  |
| C08T73      | Euro style clip-on    | Open end    | Rp 1/4            |
| C08U73      | Euro style clip-on    | Closed end  | Rp 1/4            |

Couplings & Adaptors

Hose

Hose Fittings

Tyre Inflation Equipment

Tyre Care

Nitrogen Equipment

Workshop Equipment

Air Tools

Air Tool Accessories



## TYRE VALVE CONNECTORS



CO7Q02

CO10H03

CO13A71

CO11A03

### LARGE BORE CONNECTORS

PCL's Large Bore Clip-on Connectors, also known as EM connectors, are designed for tyres with large bore valves such as Earthmover tyres, and are available in both closed and open end valve styles.

| Part Number | Tyre Valve Connection   | Valve Style | Inlet Size       |
|-------------|-------------------------|-------------|------------------|
| CO7Q02      | 12v1 clip-on            | Closed end  | Rc 1/4 female    |
| CO7P02      | 12v1 clip-on            | Open end    | Rc 1/4 female    |
| CO10H03     | 12v1 screw-on           | Open end    | 6.35 mm / 1/4 in |
| CO10P03     | 12v1 screw-on           | Open end    | Rp 1/4           |
| CO11A03     | 12v1 in-line hold-on    | Open end    | Rp 1/4           |
| CO13A71     | Euro style 12v1 clip-on | Open end    | 6.35 mm / 1/4 in |



CO9P03

CO12A03

### OTHER SPECIALIST CONNECTORS

PCL's specialist connectors covering varying applications include screw-on connectors for extra security during inflation, and the ever-popular in-line connector - the CO12.

| Part Number | Tyre Valve Connection | Valve Style | Inlet Size       |
|-------------|-----------------------|-------------|------------------|
| CO9H03      | 8v1 screw-on          | Open end    | 6.35 mm / 1/4 in |
| CO9P03      | 8v1 screw-on          | Open end    | Rp 1/4           |
| CO12A03     | 8v1 in-line hold-on   | Open end    | Rp 1/4           |

### TPMS FRIENDLY FLEXI TYRE VALVE CONNECTOR

PCL's premium TPMS friendly FLEXI Tyre Valve Connector prevents damage and breakages to delicate TPMS valve stems where pressure causes them to snap, for example when using retractable air hose reels at petrol filling stations.

#### Features

- Prevents connector being used as a lever on direct TPMS valve stems which causes breakages
- Allows easy reach to Motorcycle tyre valves with large brake discs
- Retro-fits to existing petrol filling station air towers and other tyre inflation locations where reels may cause issue
- 8" length allows for greater hose flexibility

| Part Number | Tyre Valve Connection | Valve Style | Inlet Size |
|-------------|-----------------------|-------------|------------|
| CO20A01     | Twin hold-on          | Open end    | Rp 1/4     |
| CO21A01     | In-line hold-on       | Open end    | Rp 1/4     |



### THUMB-LOCK CONNECTOR

PCL's original Thumb Lock Tyre Valve Connector is a simple and effective way to establish a good sealing grip on a Schrader car or bicycle tyre valve, and has become a blueprint for competitors.

#### Features

- Ideal for use with PCL footpumps and other thumb lock applications

| Part Number | Tyre Valve Connection | Valve Style | Inlet Size        |
|-------------|-----------------------|-------------|-------------------|
| FPA02       | Thumb-lock            | Open end    | 4.75 mm / 3/16 in |



## TYRE VALVE TOOLS

### VALVE CORE RETRACTING TOOL

PCL's 2-in-1 Valve Core Retracting Tool is designed for the safe installation and removal of tyre valve cores during the inflation of commercial vehicle tyres. This handy clip-on tyre valve connector vastly reduces inflation / deflation time and eliminates the risk of serious injuries from "flying" valve cores.

#### Features

- Clear body allows operator to see when valve core is fully retracted

| Part Number | Inlet Size       | Tyre Valve Connection |
|-------------|------------------|-----------------------|
| CRT001      | 6.35 mm / 1/4 in | Euro style clip-on    |
| CRT002      | 6.35 mm / 1/4 in | Clip-on               |



Couplings &amp; Adaptors

Hose

Hose Fittings

Tyre Inflation Equipment

Tyre Care

Nitrogen Equipment

Workshop Equipment

Air Tools

Air Tool Accessories

# TYRE CARE



Carrying out regular tyre checks is an essential part of taking care of your car. Not only is it vital for increasing safety but it can also save you money through reduced petrol consumption and lower emissions. That's why PCL offers a comprehensive range of high-quality tyre care tools which allow you to check your tyres anytime and anywhere. This handy selection covers all glove box essentials, including traditional pencil style tyre pressure gauges, DVSA-approved tyre tread depth gauges, and digital tyre pressure and tread depth gauges.



**BEST SELLER**

**PENCIL STYLE TYRE PRESSURE GAUGES**



Page 58

**BEST SELLER**

**TYRE TREAD DEPTH GAUGE**



Page 62

**BEST SELLER**

**DIGITAL TYRE PRESSURE & TREAD DEPTH GAUGE**



Page 63



Pencil Style Tyre Pressure Gauges

Page 58



Pencil Style Service Tyre Pressure Gauges

Page 59



Universal Service Gauges

Page 59



Twin Head Tyre Gauge

Page 59



Dial "TyreCheck" Pressure Gauge

Page 60



Digital Tyre Pressure Gauge

Page 60



Digital Tyre Pressure Gauge Kit

Page 61



Tyre Tread Depth Gauge

Page 62



Digital Tyre Tread Depth Gauge

Page 62



Tyre Safety Pack

Page 63



Digital Tyre Pressure & Tread Depth Gauge

Page 63



Tyre Valve Removal Tool

Page 64



Calibration Test Unit

Page 64



Master Pressure Gauge

Page 64

Tyre Care



## TYRE PRESSURE GAUGES

### PENCIL STYLE TYRE PRESSURE GAUGES

**BEST SELLER**

This pocket-sized pencil-style tyre pressure gauge provides the convenience and confidence that it won't let you down. Unlike digital gauges, the traditional analogue gauge doesn't require batteries, so can be used at any time, in any conditions. It also incorporates a self-adjusting friction device which enables the pressure to be accurately read when the tyre pressure gauge is removed from the tyre valve, and a positive sealing washer to ensure reliability.

For additional convenience, the gauge is available with either an angled head, designed to fit on to the valve at 90°, or an in-line head for when direct access to the tyre valve is required.

#### Features


- Includes integral pocket clip and removable protective cap
- Complies with BS EN12645:2014
- Calibration: 6-50 psi / 0.5-3.4 bar
- Resolution: 1 psi / 0.1 bar
- Accuracy: +/- 2 psi

Available with angled head which is designed to fit onto the valve at 90°, or an in-line head perfect for when direct access to the tyre valve is required.



TPG20H17

TPG1H07



| Part Number | Head Type | Packaging      |
|-------------|-----------|----------------|
| TPG1H07     | Angled    | Blister packed |
| TPG1H17     | Angled    | Storage Tin    |
| TPG20H07    | In-line   | Blister packed |
| TPG20H17    | In-line   | Storage Tin    |

## CHECKING TYRE PRESSURE - WHY IT MATTERS AND HOW TO DO IT



Keeping your tyres correctly inflated is vital for safety and can also help ensure an even wear rate, leading to longer tyre life and reduced petrol consumption. Checking tyre pressure doesn't take long, all you need is an accurate gauge and a few minutes each month and before long journeys.

1. Tyres must be cool to take accurate readings, so allow around three hours to cool.
2. Check the manufacturer's recommended tyre inflation levels. You will find this information in the form of a chart in the owner's manual or on the driver side door frame. This will show the correct tyre pressure, marked in PSI and BAR.
3. Unscrew the dust caps on your tyres. Make sure to keep them somewhere safe!
4. Press the gauge on to one of the valves. You'll hear a little hiss of air.
5. Check the measurement on the scale and compare to the recommended levels on the chart. If the air pressure reading is below the recommended setting for your vehicle, add more air until you have reached the correct pressure. If your tyres are overinflated, simply remove the amount of air needed for your tyres to reach the recommended pressure.
6. Remove the gauge from the valve quickly to stop air escaping and screw the dust cap back on.
7. Repeat this process for every tyre (including your spare, if you have one!).

Watch the demonstration





## TYRE PRESSURE GAUGES

### PENCIL STYLE SERVICE TYRE PRESSURE GAUGES

**PRESSURE UP TO » 120 PSI (8.2 BAR)**



PCL's service gauges feature a greater calibration range, making them the perfect fit for commercial vehicles. A self-adjusting friction device enables the pressure to be accurately read when the tyre pressure gauge is removed from the tyre valve, whilst a positive sealing washer ensures reliability. Gauges come with an integral pocket clip, and are available with an angled head designed to attach to the valve at 90°, or a twin head for ease of use on vehicles with twin wheels.

#### Features

- Includes integral pocket clip and removable protective cap
- Complies with BS EN12645:2014
- Calibration: 10-120 psi / 0.8-8.2 bar
- Resolution: 2 psi / 0.2 bar
- Accuracy: +/- 2 psi



| Part Number | Head Type | Packaging      |
|-------------|-----------|----------------|
| TPG3H07     | Angled    | Blister packed |
| TPG4H07     | Twin      | Blister packed |
| TPG4H17     | Twin      | Storage Tin    |

Couplings & Adaptors

Hose

Hose Fittings

Tyre Inflation Equipment

Tyre Care

Nitrogen Equipment

Workshop Equipment

Air Tools

Air Tool Accessories



### UNIVERSAL SERVICE GAUGES

PCL's high quality "Made in Sheffield" gauge is suitable for cars and commercial vehicles and is favoured by professional mechanics. Engineered for hard usage over a long period, its high quality mechanism is protected by an extra-large filter. Available with a hard-wearing black vulcanite handle to withstand prolonged use, this durable tool provides accuracy of +/- 2 psi.

#### Features

- Engineered for hard usage over a long period
- Extra large filter to protect the quality mechanism
- Also available with a black vulcanite handle to withstand continual hard usage
- Calibration: 10-160 psi / 0.8-11 bar
- Resolution: 2 psi / 0.2 bar
- Accuracy: +/- 2 psi

| Part Number | Description                            | Head Type |
|-------------|--|-----------|
| TPG57H03    | Chrome plated tubing with lanyard ring | Twin      |
| TPG60H03    | Heavy duty black vulcanite handle      | Twin      |



**PRESSURE UP TO » 300 PSI (20 BAR)**



### TWIN HEAD TYRE GAUGE

This high quality "Made in Sheffield" twin-head tyre gauge is 100% individually tested and supplied with a calibration certificate. Suitable for use with standard (8v1) and large bore (12v1) tyre inflators within the aviation industry, this sturdy gauge is designed for continual heavy use and is available with a hard-wearing black vulcanite handle.

#### Features

- Black vulcanite handle to withstand continual hard usage
- Suitable for use with standard (8v1) and large bore (12v1) tyre inflators
- Supplied with calibration certificate
- Calibration: 50-300 psi / 4-20 bar
- Resolution: 5 psi / 0.2 bar
- Accuracy: +/- 5 psi

| Part Number | Head Type |
|-------------|-----------|
| TPG54H03    | Twin      |

**Also available » RPR1H02** - Reconditioning and recalibration service (including a certificate of conformity)

### Full range of tyre inflation equipment



See pages 40-55



Couplings & Adaptors

Hose

Hose Fittings

Tyre Inflation Equipment

Tyre Care

Nitrogen Equipment

Workshop Equipment

Air Tools

Air Tool Accessories

## TYRE PRESSURE GAUGES

### DIAL "TYRECHECK" PRESSURE GAUGE

Designed for simplicity and convenience of use, the dial-type "TyreCheck" pressure gauge is the professional's choice of dial pressure gauge for fast, clear and accurate readings. Ideal for use in busy workshops, the robust dial gauge features an impact-absorbing rubber outer casing which protects against minor damage providing a longer life expectancy.



**IDEAL FOR » BUSY WORKSHOPS**

#### Features

- Accurate and easy to read dial gauge
- Impact absorbing rubber outer casing
- Calibration: 0-170 psi / 0-12 bar
- Resolution: 2 psi / 0.1 bar

| Part Number | Dial Diameter (mm) | Tyre Valve Connector | Accuracy         |
|-------------|--------------------|----------------------|------------------|
| DPG1H03     | 63                 | Twin hold-on         | +/- 1.6% FSD     |
| DPG1H08     | 63                 | Twin clip-on         | +/- 1.6% FSD     |
| DPG3H03     | 80                 | Twin hold-on         | BS EN 12645:2014 |
| DPG3H08     | 80                 | Twin clip-on         | BS EN 12645:2014 |

## DIGITAL TYRE PRESSURE GAUGE

The DTPG8 Digital Tyre Pressure Gauge, provides flexibility along with time and cost-savings. With a 30 second auto power off and large backlit screen for easy reading in dark or low light areas, its swivel head allows easy access to the tyre valve. Designed for simplicity of use, simply press the 'ON' button and the gauge is ready to use, with tyre pressures displayed in a choice of four pressure measurements.



#### Features

- 4 measurement options - psi, bar, kPa, kg/cm<sup>2</sup>
- Clear large backlit display with auto power off
- x2 AAA / LR03 batteries supplied
- Supplied with calibration certificate

| Part Number | Tyre Valve Connector | Calibration   | Resolution                 | Accuracy |
|-------------|----------------------|---|----------------------------|----------|
| DTPG8       | Twin hold-on         | 0-174 psi / 0-12 bar / 0-1200 kPa / 0-12 kg/cm <sup>2</sup> | 0.2 psi / 0.01 bar / 1 kPa | +/- 1%   |





## TYRE PRESSURE GAUGES

### DIGITAL TYRE PRESSURE GAUGE KIT

This high pressure digital kit takes PCL's market-leading digital tyre inflation to the next level, building on its worldwide reputation for fast, accurate and trouble-free inflation. Ideal for high pressure applications such as aviation, the gauge features metal inlet and outlet valves, metal internal fittings and strong engineering plastics to cope with both the high pressure and the high usage environments seen in line and base maintenance activities.



**PRESSURE UP TO » 319 PSI (22 BAR)** ✈️



#### Features

- Allows pressure to be measured and stored for easy reading
- Includes 2 connector types; 8v1 hold on and 12v1 single in-line hold, interchangeable
- Contained within a sturdy plastic box
- DAC54 is suitable for high pressure environments such as Aviation
- Brass outlet valve with safety blow off valve
- Proprietary software increasing accuracy, fine metering and eliminating the chance of false readings

| Part Number | Description                          | Hose          | Tyre Valve Connector              | Calibration | Resolution |
|-------------|--------------------------------------|---------------|-----------------------------------|-------------|------------|
| DAC54A      | Full kit with case and spare battery | 0.5m 4G1 hose | 8v1 twin hold-on and 12v1 in-line | 3-319 psi   | 1 psi      |
| DAC54C      | Full kit with case and spare battery | 0.5m 4G1 hose | 8v1 twin hold-on and 12v1 in-line | 0.2-22 bar  | 0.1 bar    |

Other configurations available



Couplings & Adaptors

Hose

Hose Fittings

Tyre Inflation Equipment

Tyre Care

Nitrogen Equipment

Workshop Equipment

Air Tools

Air Tool Accessories



## TYRE TREAD DEPTH GAUGES

### TYRE TREAD DEPTH GAUGE

**BEST SELLER**

PCL's "Made in Sheffield" Tyre Tread Depth Gauge is manufactured to stringent quality standards and is DVSA (previously VOSA) MOT centre approved. Easy to read, it provides accurate measurement of tread 1-26mm and features a 1.6mm illegal tyre tread depth mark, allowing the operator to quickly check whether the tyre tread is below legal limits and needs to be replaced.

#### Features

- Accurate measurement of tread 1-26 mm in 1 mm increments
- 1.6mm illegal tyre tread depth mark
- Department of Transport accepted for MOT testing
- Handy pocket clip



| Part Number | Calibration      | Resolution                    | Accuracy |
|-------------|------------------|-------------------------------|----------|
| TDG16C01    | 0-25 mm / 0-1 in | 0.01 mm / 0.0005 in / 1/64 in | 0.2 mm   |

## TYRE TREAD DEPTH

### Why is measuring tyre tread depth important?

If tyre tread depth wears below 3mm, ability to grip the road is reduced and stopping distances increase dramatically, therefore checking the measurements at least once a month and before long journeys is vital. Driving with worn tyres is a serious safety risk and can be costly too. In the UK if your tyre is below the 1.6 mm legal limit, you could get a £2,500 fine plus three points on your licence, per tyre.



### How to measure your tyre tread depth with a gauge

You can carry out a visual check of the tread wear indicators to assess the levels of your tread depth. These indicators are small raised areas at the bottom of the grooves on your tyres. If the surface of the tread rubber is level with these raised areas, the tyre tread depth is approaching the legal limit and you should have your tyres checked and replaced.

However, using a tyre tread depth gauge will provide a more accurate measurement and is simple to do.

1. Extend the measuring probe on the tread depth gauge as far as it will go.
2. Place the probe into the tread groove, making sure not to place it on the tread wear indicators or any raised surfaces of the tread design. Push down on the gauge's base.
3. Check the measurement is above 1.6mm. If you are using an analogue gauge this will be shown on a scale. If it's digital the reading will be displayed on a screen.
4. Measurements must be taken around the whole circumference of the tyre and across the central three-quarters of the width of the tyre.
5. Repeat the process on every tyre.

Watch the demonstration



### DIGITAL TYRE TREAD DEPTH GAUGE

This Tyre Tread Depth Gauge is designed to be straight-forward and simple to use. The battery-operated measurement device features a large, easy-to-read LCD display with three different read settings, and a Zero setting in any position allowing easy zero reset. Made from lightweight, extra-strong carbon fibre composite, the strong and robust housing material ensures a longer life expectancy.

#### Features

- Made from extra strong carbon fibre composite
- Metric, decimal inch and fraction inch (1/64 in) toggle
- Large LCD display
- x1 SR44 1.5 v battery supplied
- Zero setting in any position

| Part Number | Calibration      | Resolution                    | Accuracy |
|-------------|------------------|-------------------------------|----------|
| DTDG1D04    | 0-25 mm / 0-1 in | 0.01 mm / 0.0005 in / 1/64 in | 0.2 mm   |

Couplings & Adaptors

Hose

Hose Fittings

Tyre Inflation Equipment

Tyre Care

Nitrogen Equipment

Workshop Equipment

Air Tools

Air Tool Accessories



## TYRE PRESSURE & DEPTH GAUGES

### DIGITAL TYRE PRESSURE & TREAD DEPTH GAUGE

**BEST SELLER**



PCL's 3-in-1 Digital Tyre Pressure and Tread Depth Gauge features a large backlit screen with stylish blue light and 90 second auto power off - making it ideal for easy reading at night and in dark workshops or low light areas. Designed for ease of use, the display will flash to indicate an illegal tyre tread depth warning below 1.6 mm, allowing the operator to quickly check whether the tyres need to be replaced.



#### Features

- Illegal tyre tread depth warning - display will flash if the reading is 1.6 mm or less
- Large backlit screen and blue light - ideal for use at night or dark workshops
- Auto power off
- x1 CR2032 3 v battery supplied

| Part Number | Calibration                                   | Resolution                                      | Accuracy              |
|-------------|---|---|-----------------------|
| DTPG7       | 2-100 psi / 0.15-7 bar & 15-700 kPa & 0-15 mm | 0.1 psi / 0.01 bar / 1 kPa & 0.01 mm / 0.001 in | +/- 1.5% & +/- 0.2 mm |

### TYRE SAFETY PACK

PCL's handy Tyre Safety Pack comprises a pencil-style tyre pressure gauge and a tyre tread depth gauge stored in a durable and reusable foam-packed metal case. The traditional but accurate tyre pressure gauge is available with either an angled or in-line head, and the "Made in Sheffield" tyre tread depth gauge is DVSA-approved for MOT testing with a 1.6mm mark.


#### Features

- A positive sealing washer ensures reliability
- Self-adjusting friction device
- DVSA approved for MOT testing
- Accurate measurement of tread 1-26 mm
- 1.6 mm illegal tyre tread depth mark

Part Number      Kit Contents

TSP1T15      TPG1 & TDG16C01

TSP20T15      TPG20 & TDG16C01



TSP20T15

TSP1T15

Couplings & Adaptors

Hose

Hose Fittings

Tyre Inflation Equipment

Tyre Care

Nitrogen Equipment

Workshop Equipment

Air Tools

Air Tool Accessories



## TEST EQUIPMENT

### CALIBRATION TEST UNIT

Lightweight and portable, PCL's TE3 Calibration Test Unit is used to check the calibration of all types of tyre inflation equipment, and is supplied with a calibration certificate. The rechargeable TE3 unit is housed in a robust and durable protective case to prevent damage, whilst the 21mm backlit LCD provides clearer and more concise readings than those of an analogue gauge.

#### Features

- 4 litre receiver manufactured in accordance with 2009/105/EC
- Supplied with calibration certificate
- Resettable zero point
- Battery powered with battery charger included
- Accuracy class: 1/4 of EN12645:2014

| Part Number | Calibration | Resolution |
|-------------|-------------|------------|
|-------------|-------------|------------|

|     |                                     |                            |
|-----|-------------------------------------|----------------------------|
| TE3 | 0-12.2 bar / 0-1220 kPa / 0-176 psi | 0.01 bar / 1 kPa / 0.1 psi |
|-----|-------------------------------------|----------------------------|

Battery charger included



### MASTER PRESSURE GAUGE

PCL's "Made in Sheffield" Master Pressure Gauge is highly regarded for its reliability and accuracy, and offers such longevity it is often handed down through generations. Designed for checking the accuracy of on-site gauges, the Master comes protected in a solid wooden box and is a firm favourite amongst tyre fitters, commercial fleet operators and the emergency services.

#### Features

- Designed for checking the accuracy of on-site gauges
- Protected in a solid wooden box with moulded tray
- Supplied complete with calibration certificate
- Complies to: BS EN 12645:2014

| Part Number | Calibration | Accuracy |
|-------------|-------------|----------|
|-------------|-------------|----------|

|         |                         |                     |
|---------|-------------------------|---------------------|
| TE60H01 | 10-160 psi / 0.8-11 bar | +/- 0.1 bar / 1 psi |
|---------|-------------------------|---------------------|



## TYRE TOOLS

### TYRE VALVE REMOVAL TOOL

Manufactured for over 50 years in Sheffield, the versatile 4-in-1 Tyre Valve Removal Tool is a hard-wearing and valuable piece of workshop equipment. Manufactured in zinc-plated steel for longevity of life, this handy tool is capable of tackling four different valve-related tasks, including rethreading the external and internal part of the valve stem, removing the valve core, and extracting a damaged valve core.

#### Features

- Manufactured with case-hardened mild steel and a zinc-plated finish

| Part Number | Description |
|-------------|-------------|
|-------------|-------------|

|       |                        |
|-------|------------------------|
| TVT01 | 4-in-1 Tyre Valve Tool |
|-------|------------------------|



Watch the demonstration







Expertise in design and innovation has seen PCL establish itself as the brand to use in the most testing of tyre inflation and pneumatic applications.

As the worldwide market leader in equipment for tyre checking and inflation, PCL is a common sight in workshops and tyre shops, aircraft service centres and forecourts.

PCL offers the highest quality, most reliable and cost-effective equipment for fast and accurate tyre inflation, ranging from handheld analogue units, to the high-tech ACCURA electronic range - meeting user needs whatever the application or personal preference.

**Explore our latest range of tyre inflation equipment.**

**See pages 40-55**

Couplings & Adaptors

Hose

Hose Fittings

Tyre Inflation Equipment

Tyre Care

Nitrogen Equipment

Workshop Equipment

Air Tools

Air Tool Accessories

# NITROGEN EQUIPMENT



PCL continues to set the pace with its nitrogen product range, which combines the latest in high performance digital technology with cost-effective delivery of N<sub>2</sub>.

Designed to cover all nitrogen inflation applications, from fast-fit tyre centres to off road vehicles and industrial gas requirements in very demanding environments, PCL's advanced equipment is user-friendly and reliable, providing the highest levels of accuracy.

## NEXUS N72 MOBILE NITROGEN GENERATION AND GAS DELIVERY CARTS

Page 68



## COMPREHENSIVE RANGE OF FIXED NITROGEN TOWERS

Page 69



## NITROGEN INFLATION EQUIPMENT

### Why Nitrogen?

Using nitrogen as an alternative to air provides enhanced handling, improved fuel efficiency, extended tyre life, and most importantly, increased safety for all car users.

### Nitrogen has the ability to:

- **Reduce pressure loss**  
Nitrogen has a larger molecular structure than oxygen, so it migrates through the rubber tyre wall much more slowly, thereby reducing the speed of pressure loss.
- **Prevent unwanted pressure changes**  
Nitrogen is a dry gas which reduces energy build up inside the tyre on long journeys. This prevents unwanted pressure increases and uneven tyre wear.
- **Limit tyre and wheel rim wear**  
Nitrogen is a dry gas which means it doesn't oxidise (causing rust) or react with materials it comes into contact with, such as the inner tyre wall and inner wheel rim.
- **Decrease fire hazard**  
Fire needs oxygen. Removing and replacing it with completely inert nitrogen reduces the potential for tyre fires in hazardous environments

### For the road user nitrogen inflation means:

- **Decreased fuel consumption**  
By reducing the migration of gas through a tyre it will stay inflated correctly for longer. This prevents extra rolling resistance on the engine and subsequent increase in fuel use.
- **Reduced tyre wear**  
Tyres that stay inflated to the correct pressure for longer will last for an extended period. If the correct amount of rubber is in contact with the road surface the tyre tread will wear at a much slower rate.

### How does nitrogen inflation benefit the tyre service provider?

- **Raises business profile**  
Offering nitrogen as a service provides customers with additional benefits, keeping your business competitive
- **Safety**  
Correct tyre inflation improves grip, maximises vehicle stability and ultimately road safety.
- **Increases customer retention**  
Offer free nitrogen top-ups for life once the customer has paid for a conversion and keep them coming back!





## NITROGEN GENERATORS


### How do Nitrogen Generators work?

The air we breathe contains 78% nitrogen, 21% oxygen and 1% other gases. Pure nitrogen has a number of properties which are beneficial to commercial applications. For example, its dry properties prevent oxidation in the manufacturing process, whilst its inert properties remove the potential for fire in dangerous environments. This makes it a very useful gas for industry. Where tyre inflation is concerned, the large molecular structure of nitrogen slows down the rate of pressure loss in inflated rubber tyres.

PCL's nitrogen generators contain advanced filtration to remove oxygen and other unwanted gases from compressed air, delivering a high purity nitrogen mix. Our advanced portfolio of UK-manufactured products covers all requirements and flow rates, from battery-powered mobile systems for tyre inflation in workshops/tyre shops, to fixed systems for industrial and retail applications.

## WORKSHOP / TYRE SHOP UNITS

**ALSO AVAILABLE » FOR EM/OFF ROAD TYRES CONTACT PCL FOR INDIVIDUAL REQUIREMENTS**



The compact, mobile NEXUS N72 is a new addition to PCL's nitrogen generation offering, superseding the original NEXUS range. The "Made in Sheffield" system combines PCL's world-renowned digital pressure control technology with modern, membrane nitrogen generation technology to deliver high purity nitrogen quickly and quietly.

This innovative nitrogen generation and gas delivery cart includes additional features, offering real end-user benefits. Designed with complete flexibility and mobility in mind, the NEXUS N72 is just half the size of comparable units, and is suitable for all types of tyre shop and industrial applications. Powered by a rechargeable battery, the unit can be moved easily around the workspace with minimal fuss.



| Part Number | Tyre application               | Flow rate @ 10 bar               | Min feed air required |
|-------------|--------------------------------|----------------------------------|-----------------------|
| N72SAIC24   | 4 x Car                        | 5 m <sup>3</sup> /h (83 l/min)   | 8 cfm (226 l/min)     |
| N72SAIC34   | 4 x Car, 4 x Van and 1 x Truck | 10 m <sup>3</sup> /h (167 l/min) | 16 cfm (452 l/min)    |
| N72SAGC1    | 1 x Car                        | 3 m <sup>3</sup> /h              | 5 cfm (141 l/min)     |
| N72SAGC2    | 1 x Van                        | 5 m <sup>3</sup> /h              | 8 cfm (226 l/min)     |
| N72SAGC3    | 1 x Truck                      | 10 m <sup>3</sup> /h             | 16 cfm (452 l/min)    |

Couplings & Adaptors

Hose

Hose Fittings

Tyre Inflation Equipment

Tyre Care

Nitrogen Equipment

Workshop Equipment

Air Tools

Air Tool Accessories



## NITROGEN GENERATORS

### INDUSTRIAL UNITS

PCL's fixed membrane units are the perfect solution for customers looking for a simple, cost-effective source of nitrogen generation. These systems can deliver up to 97% purity in a range of pressures and flow rates up to 40m<sup>3</sup>/h. Ideal for filling nitrogen storage vessels, creating inert environments in manufacturing processes, or for simply pressurising any vessel with nitrogen, PCL's comprehensive range provides an option for all requirements.



Part Number      Max Flow rate @ 10 bar 95%      Min feed air required

|          |                                  |                     |
|----------|----------------------------------|---------------------|
| N90SSGC1 | 3 m <sup>3</sup> /h (50 l/min)   | 5 cfm (141 l/min)   |
| N90SSGC2 | 5 m <sup>3</sup> /h (83 l/min)   | 8 cfm (226 l/min)   |
| N90SSGC3 | 10 m <sup>3</sup> /h (167 l/min) | 16 cfm (452 l/min)  |
| N95SSGC4 | 20 m <sup>3</sup> /h (333 l/min) | 32 cfm (904 l/min)  |
| N95SSGC5 | 30 m <sup>3</sup> /h (500 l/min) | 48 cfm (1356 l/min) |
| N95SSGC6 | 40 m <sup>3</sup> /h (666 l/min) | 64 cfm (1808 l/min) |

Flow rates up to 40m<sup>3</sup>/h



**ALSO AVAILABLE » BULK TURNKEY NITROGEN DELIVERY SYSTEMS, PLEASE CONTACT PCL**



### NITROGEN PURITY ANALYSER

The PCL Nitrogen Analyser is easy and convenient to use, providing the actual nitrogen percentage in vessels or tyres. Most other systems on the market show the oxygen levels and require a manual calculation to work out the percentage of nitrogen purity.

#### Features

- Compact and ergonomic design
- One button operation for simple use
- Auto power off battery saving system
- Error code and diagnostics

Part Number      Description

|         |                    |
|---------|--------------------|
| N2A001  | Nitrogen Analyser  |
| N2AS001 | Replacement Sensor |

Couplings & Adaptors

Hose

Hose Fittings

Tyre Inflation Equipment

Tyre Care

Nitrogen Equipment

Workshop Equipment

Air Tools

Air Tool Accessories

# WORKSHOP EQUIPMENT



This is a range of products no workshop should be without. PCL's comprehensive portfolio of equipment covers all needs, from the complete range of FRL air treatment to a wide variety of blowguns, and includes a selection of HVLP compliant spray guns suitable for most light and medium viscosity spray applications.

## BEST SELLER



Dropout® Water Separator with Built-in Auto-drain

Page 74



Dropout® Water Separator

Page 74



Dropout® Water Separator - Stainless Steel

Page 74



Dropout® Auto-drain

Page 74



Filter-Regulator & Lubricator

Page 75



Filter-Regulator

Page 75



Filter

Page 75



Lubricator

Page 75



Regulator

Page 75



Pressure Gauges

Page 75



Economy Air Treatment

Page 76



In-Line Filter

Page 76



In-Line Lubricator

Page 76



Oil Lubricated Direct Drive Compressors

Page 78



Oil Free Direct Drive Compressors

Page 78



Compressor Oil

Page 78



Standard Ergo Extreme Blowguns

Page 80



2 Bar Auto Safety Ergo Extreme Blowguns

Page 80



Low Noise Ergo Extreme Blowgun

Page 80



Turbo Ergo Extreme Blowgun

Page 80



Aircurtain Ergo Extreme Blowgun

Page 80



Standard Ergo Blowguns

Page 81



2 Bar Auto Safety Ergo Blowguns

Page 81



Low Noise Ergo Blowgun

Page 81



Turbo Ergo Blowgun

Page 81



Aircurtain Ergo Blowgun

Page 81



Standard Safety Nozzle Blowgun

Page 82



Plastic Blowgun

Page 82



Pistol Grip Blowgun

Page 82



Palm Blowguns

Page 82



Economy Palm Blowgun

Page 82



Blowgun Nozzles

Page 83



AirVac

Page 82



HVLP Spray Guns

Page 83



Lite Spray Guns

Page 83

Workshop Equipment

# WORKSHOP EQUIPMENT

Couplings & Adaptors

Hose

Hose Fittings

Tyre Inflation Equipment

Tyre Care

Nitrogen Equipment

Workshop Equipment

Air Tools

Air Tool Accessories

**BEST SELLER**

**BEST SELLER**



Bench Top Hose Reels

Page 84



Workshop Pro Hose Reels

Page 84



Workshop Prestige Hose Reels

Page 84



Retracta Spring Rewind Hose Reels

Page 85



FMT 3 Flow Meter

Page 85



Hand Pump K 10 C

Page 86



Hand Pump OK 9 B

Page 86



Hand rotary pump KP 01

Page 87



Hand crank pump HK 07

Page 87



Hand Pump For AdBlue®

Page 87



PCP 250 Hand Pump for Chemicals

Page 87



High-pressure Two Handed Lever-type Grease Gun

Page 88



Lever-operated Grease Guns

Page 88



## AIR TREATMENT

### Why use an air treatment unit?

Compressed air systems must be kept clean and dry to ensure continued reliability. Precise pressure control also keeps pneumatic systems operating efficiently. Unregulated, unfiltered, unlubricated air pressure can increase equipment wear, leading to reduced tool life and increased costs.

Filter, Regulator and Lubricators (FRLs) ensure each tool receives a clean, lubricated supply of compressed air at the ideal pressure for optimum performance. Units should be mounted as close to the tool as possible - preferably right where the tool hose connects to the system - and checked regularly.



Couplings & Adaptors

Hose

Hose Fittings

Tyre Inflation Equipment

Tyre Care

Nitrogen Equipment

Workshop Equipment

Air Tools

Air Tool Accessories

### How to choose the correct air treatment unit

#### Airflow and port size

FRL units must be properly sized to match the required air flow. Significant increases in flow rates can be achieved using larger ports, but changing port size within a system can affect the fine tuning to flow rate, which may be more convenient.

Always refer to the equipment manufacturer's recommendations and select an FRL with an air flow capacity greater than the tool's requirements.

#### Filtration level

When considering the level of filtration required, you must factor in the unit's micron rating. Most industrial equipment and tools like impact wrenches only need 10-micron filtration, whilst more-sensitive components and instruments typically demand 5-micron filtration. Food, beverage and pharmaceutical applications routinely demand even finer filtration. Ask the equipment manufacturer for exact filtration requirements.

Don't opt for a finer filter than necessary. Smaller micron-rated filters have higher pressure drops across the filter, so opting for a 5-micron filter when a 40-micron unit is enough will increase energy consumption and equipment wear, leading to higher operating and maintenance costs.

#### Environment

The unit must be designed and constructed from appropriate material to withstand temperature and climate.

#### Lubrication

For frequently used tools like impact wrenches and ratchets, a lubricator is required and must always be fitted at the final stage downstream on the air supply after any filtration. In-line lubricators such as the INL6 can be connected on the tool or hose itself.

A fitted lubricator is not always needed, for example if only one air output is available. Also, some tools, including digital tyre inflators and spray equipment, require little or no lubrication, and mechanical inflators may only need monthly lubrication. Therefore, a frequent lubricator is not necessary and may cause lack of performance. Simply oil the relevant tools manually using general air tool oil.

#### Drain Type - manual or semi-automatic

Standard filters commonly feature a manual or semi-automatic drain at the bottom of the filter bowl. A manual drain requires the operator to manually release the accumulated solid particles and liquids from the filter. The semi-automatic drain will automatically drain when the system is depressurised; however the operator can still manually open the drain when in use.

Some filters - like PCL's PDO300PA - feature a built-in auto drain. Alternatively, auto drains can be purchased separately. Designed to remove all contaminants from the filter automatically, auto drains typically feature a float which will open the drain when liquids reach a certain level, or when the air system is depressurised.

Auto drains are recommended for applications that require high/continual usage, or humid environments where frequent drainage is required. Auto drains are also ideal for filters installed in hard-to-reach areas.

PCL offers a range of Air Treatment units to suit a wide range of applications

Helpful product advice



DROPOUT®



PCL RANGE



ECONOMY



IN-LINE



Couplings & Adaptors

Hose

Hose Fittings

Tyre Inflation Equipment

Tyre Care

Nitrogen Equipment

Workshop Equipment

Air Tools

Air Tool Accessories

## DROPOUT® AIR TREATMENT

Dropout® offers an extremely high performance all-in-one solution. Its unique patent design allows the unit to efficiently remove liquid water, oil and other contaminants down to 1 micron at a wide range of flow rates without mains power or costly replacement filter elements.

Recommended for use where there is a high concentration of water in the air supply, Dropout® units are frequently used in paint and refinish environments as an alternative to dryers, where moisture-free air is essential.

### Features

- Guaranteed 99.9999% liquid (water & oil) and 99% solid particulate removal
- Particulate removal to 1 micron
- Low maintenance and cost of ownership
- No increase in pressure drop caused by blocked filters
- Instantaneous recovery from pulsed flows or stop start



**CONFORMS TO » ATEX MARK EX II 2G IIC T6 GB**

## DROPOUT® WATER SEPARATOR

The unique, patent protected 3/4" Dropout® Water Separator is sealed for life in aluminium housing. The unit comes complete with a wall bracket and drain valve for manual drainage.



| Part Number | Port Size (in) | Maximum Inlet Pressure | Maximum Flow Rate     |
|-------------|----------------|------------------------|-----------------------|
| PDO600A     | 3/4 BSPT       | 16 bar / 232 psi       | 1000 l/min / 35.3 cfm |

## DROPOUT® WATER SEPARATOR WITH BUILT-IN AUTO-DRAIN

Exceptional compressed air quality is guaranteed with this 1/2" Compact Dropout® unit, which is used as an in-line point of use liquid water separator and contaminant remover.

The unique multi-stage compressed air filter features a built-in auto drain, and once fitted is maintenance free.



| Part Number | Port Size (in) | Maximum Inlet Pressure | Maximum Flow Rate  |
|-------------|----------------|------------------------|--------------------|
| PDO300PA    | 1/2 BSPT       | 16 bar / 232 psi       | 283 l/min / 11 cfm |

## DROPOUT® WATER SEPARATOR - STAINLESS STEEL

The sealed for life Stainless Steel Grade 304 Dropout® Water Separator is available in a range of port sizes and flow rates. Comes complete with a wall bracket and drain valve for manual drainage.



| Part Number | Port Size (in) | Maximum Inlet Pressure | Maximum Flow Rate      |
|-------------|----------------|------------------------|------------------------|
| PDO60S      | 1/4 BSPT       | 15 bar / 217 psi       | 90 l/min / 3.2 cfm     |
| PDO300S     | 1/2 BSPT       | 15 bar / 217 psi       | 450 l/min / 15.9 cfm   |
| PDO600S     | 3/4 BSPT       | 15 bar / 217 psi       | 900 l/min / 31.8 cfm   |
| PDO900S     | 3/4 BSPT       | 15 bar / 217 psi       | 1350 l/min / 47.7 cfm  |
| PDO1500S    | 1 BSPT         | 15 bar / 217 psi       | 2314 l/min / 81.7 cfm  |
| PDO2000S    | 1 BSPT         | 15 bar / 217 psi       | 3085 l/min / 108.9 cfm |

## DROPOUT® AUTO-DRAIN

The Dropout® Auto-drain is designed to remove all contaminants from the Dropout units automatically. Two 1/2" inlet connections enable flexible installation. It comes supplied with a metal blanking plug to block any unused port.



### Features

- Drains all contaminants (liquid water & oil and solid particles)
- No mains power
- Automatic and manual drain options
- Easy to install
- Maintenance free

| Part Number | Inlet Connection (in) | Outlet Connection (in) | Water Storage |
|-------------|-----------------------|------------------------|---------------|
| PDOAD128    | 1/2 BSPT              | 1/8 in BSPT            | 350 cc        |



## PCL AIR TREATMENT

Our FRL range includes combination units with 1/4" and 1/2" inlet ports. Adding a PCL Air Treatment unit into an air line efficiently filters to 10 microns. Products feature polycarbonate bowls, allowing the user to easily monitor the element's condition and the collected liquid's level. The bowl is surrounded with protective metal as a safety measure to protect the user in case of excessive pressures, temperatures, or aggressive chemicals.

### Features

- Selectable manual/semi-automatic drain
- Polycarbonate bowl
- Locking device
- 10 micron filter
- Complete with wall bracket and pressure gauge



## FILTER-REGULATOR & LUBRICATOR

PCL's FRL Units are designed to control output air pressure, eliminate moisture and contaminants from the air flow, and to lubricate tools during use.



| Part Number | Port Size (in) | Adjustment         | Maximum Inlet Pressure | Flow @ 6 bar |
|-------------|----------------|--------------------|------------------------|--------------|
| ATCFRL6     | 1/4            | 0-10 bar / 145 psi | 12 bar                 | 1,800 l/min  |
| ATCFRL12    | 1/2            | 0-12 bar / 170 psi | 16 bar                 | 5,000 l/min  |

## FILTER-REGULATOR

PCL's Filter-Regulator units are designed to eliminate moisture and particulates from the air flow.



| Part Number | Port Size (in) | Adjustment         | Maximum Inlet Pressure | Flow @ 6 bar |
|-------------|----------------|--------------------|------------------------|--------------|
| ATC6        | 1/4            | 0-10 bar / 145 psi | 12 bar                 | 1,800 l/min  |
| ATC12       | 1/2            | 0-12 bar / 170 psi | 16 bar                 | 5,000 l/min  |

## FILTER

PCL's Filters are used to clean and dry compressed air.



| Part Number | Port Size (in) | Capacity of drain bowl | Maximum Inlet Pressure | Flow @ 6 bar |
|-------------|----------------|------------------------|------------------------|--------------|
| ATF6        | 1/4            | 30 ml                  | 12 bar                 | 2,100 l/min  |
| ATF12       | 1/2            | 50 ml                  | 16 bar                 | 6,000 l/min  |

**ALSO AVAILABLE » ATF6AD - 1/4" FILTER WITH AUTO DRAIN**

## REGULATOR

PCL's Regulators are used to reduce compressed air pressure.



| Part Number | Port Size (in) | Adjustment         | Maximum Inlet Pressure | Flow @ 6 bar |
|-------------|----------------|--------------------|------------------------|--------------|
| ATR6        | 1/4            | 0-10 bar / 145 psi | 12 bar                 | 1,700 l/min  |
| ATR12       | 1/2            | 0-12 bar / 170 psi | 16 bar                 | 6,000 l/min  |

## LUBRICATOR

PCL's Lubricator is fitted with adjustable lubrication output.



| Part Number | Port Size (in) | Cup size | Maximum Inlet Pressure | Flow @ 6 bar |
|-------------|----------------|----------|------------------------|--------------|
| ATL6        | 1/4            | 40 ml    | 12 bar                 | 2,200 l/min  |
| ATL12       | 1/2            | 70 ml    | 16 bar                 | 6,000 l/min  |

## PRESSURE GAUGES

These rear entry pressure gauges are calibrated in psi and bar for use with 1/4" and 1/2" Regulator units.



| Part Number | Port Size | Calibration          |
|-------------|-----------|----------------------|
| ATG4        | R 1/8     | 0-11 bar / 0-160 psi |
| ATG8        | R 1/4     | 0-11 bar / 0-160 psi |

Couplings & Adaptors

Hose

Hose Fittings

Tyre Inflation Equipment

Tyre Care

Nitrogen Equipment

Workshop Equipment

Air Tools

Air Tool Accessories



## ECONOMY AIR TREATMENT

### ECONOMY AIR TREATMENT

For budget applications, PCL's Economy Air Treatment range of FRLs provides a ready constructed "connect and go" air treatment system which filters to 40 microns and has 1/2" port inlets.

#### Features

- Semi-automatic drain valve
- Polycarbonate bowls
- 40 micron filter



| Part Number | Description                   | Port Size (in) | Adjustment           | Maximum Inlet Pressure |
|-------------|-------------------------------|----------------|----------------------|------------------------|
| AFR1        | Filter-Regulator              | 1/2            | 0-10 bar / 0-150 psi | 10 bar                 |
| AFRLC1      | Filter-Regulator & Lubricator | 1/2            | 0-10 bar / 0-150 psi | 10 bar                 |

## IN-LINE AIR TREATMENT

### IN-LINE FILTER

The In-line Filter is used in addition to existing air treatment in your system and provides any extra filtration for specific applications or tools.

#### Features

- Temperature range: -10°C to 50°C
- Transparent polycarbonate housing
- 10 micron filter



| Part Number | Port Size (in) | Maximum Inlet Pressure | Flow Rate @ 6 bar |
|-------------|----------------|------------------------|-------------------|
| INF6        | 1/4            | 12 bar                 | 2,100 l/min       |

### IN-LINE LUBRICATOR

The In-line Lubricator is used in addition to existing air treatment in your system and provides any extra filtration required for specific applications or tools.

#### Features

- Temperature range: -10°C to 50°C
- Transparent polycarbonate housing
- 10ml cup capacity



| Part Number | Port Size (in) | Maximum Inlet Pressure | Flow Rate @ 6 bar |
|-------------|----------------|------------------------|-------------------|
| INL6        | 1/4            | 12 bar                 | 2,700 l/min       |

## COMPRESSORS

### COMPRESSOR TIPS



- **Avoid using extension leads** with an air compressor, the voltage drop can cause the motor to overheat which will eventually lead to the compressor motor burning out. We recommend using a longer air hose instead.
- If you do plan to run your air tool some distance away from the actual compressor, you must **take into consideration that air flow lost through hoses and fittings will result in pressure drops**. However, the more CFM the compressor produces, the better your tool will run, even with longer hoses and more fittings.

- **Remember to oil your air compressor regularly** so it performs correctly. (You do not need to do this with oil-less compressors).
- **Compressors should be drained frequently** to prevent water from reducing performance. They often fill with water due to moisture content in the air, therefore the compressor has a drain screw located at the lowest part of the receiver to release it.

Couplings & Adaptors

Hose

Hose Fittings

Tyre Inflation Equipment

Tyre Care

Nitrogen Equipment

Workshop Equipment

Air Tools

Air Tool Accessories

## COMPRESSORS

### WHICH COMPRESSOR IS RIGHT FOR ME?

That depends on what you will be using it for and whether your application is occasional or professional continual use.

You should therefore begin by checking the CFM (Cubic Feet per Minute) to see what flow rate each compressor releases, as this relates to the suitability of the compressor to the type of job.

For example, if it's for a nail gun/impact wrench which will be used for short periods of time a lower CFM would be sufficient; whereas a tool to be used continuously, such as a paint sprayer or sander, would need a higher CFM.

Regardless of the required flow rate, always look for the best rated CFM output with the lowest dB (decibel) output at the lowest HP (Horse Power).

#### Four factors to consider

##### Does noise volume matter?

Compressors by nature are noisy. A piston compressor can emit up to 97dB, which could be uncomfortable for long periods of time. If high noise volumes are an issue there are lower rated compressors which typically start with a 60dB output. These are usually called "oil-less" or "silent" compressors.

##### CFM (FAD/Actually delivered) v CFM (Displacement)

These are the two common terms used to describe the Cubic Feet per Minute of a compressor. CFM (Displacement) relates to what the output from the machine's pump and receiver should be in theory. In practice, once the air begins its journey it will naturally slow down. This is then measured as CFM (FAD). This could be critical to the usage of a tool that is on the cusp of Displacement and FAD.

It is important to establish how much CFM your air compressor needs to produce in order to power all your air tools, so be sure to check the CFM in the catalogue or tool manufacturer's manual. If you plan to run more than one tool at the same time the CFM of each tool should be added together.

##### Consider the tank size

This is always a priority focus as smaller tanks are suitable for lighter applications and larger ones are required for heavier/industrial duties. Compressor tanks (receivers) can start as low as 6ltr and go up to 200ltr.

This table shows how many seconds a tool will run with various size compressors.

| Part No. | Description                 | Stated CFM | 24 l | 50 l | 100 l | 150 l | 200 l |
|----------|-----------------------------|------------|------|------|-------|-------|-------|
| APP210S  | 1/2" PRESTIGE Impact Wrench | 6.5        | 4    | 8    | 16    | 24    | 33    |
| APP760   | PaIm Sander                 | 2.5        | 10   | 21   | 42    | 64    | 85    |
| APP405   | 10mm Air Drill              | 4.28       | 6    | 12   | 25    | 37    | 50    |
| APT740   | Tyre Buffer                 | 3          | 8    | 18   | 35    | 53    | 71    |
| SG01P    | HVLP Suction Spray Gun      | 6          | 4    | 9    | 18    | 26    | 35    |

For more helpful product advice, visit [www.pclairtechnology.com/support](http://www.pclairtechnology.com/support)

Our handy table below demonstrates how many seconds a tool will run with various size compressors. In general, if you will be using air tools that require continuous air, such as a sander, then you should consider an air compressor with a larger tank. If you're using a tool, for example a drill that operates in short bursts, 6 seconds may be enough, therefore a smaller compressor will suffice.

##### Oil free or oil lubricated compressor

An oil-free compressor is lubricated through the addition of a non-stick coating, whereas an oil-lubricated compressor mostly uses oil. The most suitable choice for you will depend upon the size and type of application and factors such as your operation's budget and waste requirements.

**Oil-free compressors** are smaller and lighter therefore save energy and reduce carbon emissions as they use less electricity. They also save on waste because there is no need for air/oil separator and filtration elements to eliminate oil aerosols, meaning no worn-out parts to dispose of and replace. They are recommended for applications where oil contamination is an issue, such as electrical, pharmaceutical or food and beverage.

**Oil-lubricated compressors** typically require less maintenance and have a longer life span. They are ideal for smaller processes where there is no issue of oil contamination.



Couplings & Adaptors

Hose

Hose Fittings

Tyre Inflation Equipment

Tyre Care

Nitrogen Equipment

Workshop Equipment

Air Tools

Air Tool Accessories



## COMPRESSORS

### OIL LUBRICATED DIRECT DRIVE COMPRESSORS

PCL's direct drive piston compressors offer great value and are a robust and reliable solution for both trade and DIY workshop applications. Featuring proven and reliable compressor pumps from 2HP to 2.5 HP, direct driven by a high quality electric motor, each model has automatic controls for ease of use and economical operation. Fitted with genuine PCL couplings.

#### Features

- Fitted with a genuine single stage 2 and 2.5 HP motors
- User friendly clear pressure gauges and oil level gauge
- Fitted with genuine PCL Airflow or XF-Euro couplings on the outlet
- Twin outlets for greater flexibility
- Simple push on/off button start



| Part Number                                     | Air Receiver | Air Flow            | Motor                      | Noise  |
|---|--------------|---------------------|----------------------------|--------|
| CM2024D   | 24 litre     | 206 l/min / 7.3 cfm | 2 HP / 1.5 kW / 2850 rpm   | 82 dBA |
| CM2550D   | 50 litre     | 232 l/min / 8.2 cfm | 2.5 HP / 1.8 kW / 2850 rpm | 89 dBA |
| Also available with EU plug & XF-Euro couplings |              |                     |                            |        |
| CM2024D/EU                                      | 24 litre     | 206 l/min / 7.3 cfm | 2 HP / 1.5 kW / 2850 rpm   | 82 dBA |
| CM2550D/EU                                      | 50 litre     | 232 l/min / 8.2 cfm | 2.5 HP / 1.8 kW / 2850 rpm | 89 dBA |

**NEW** AVAILABLE 2024



### OIL FREE DIRECT DRIVE COMPRESSORS

Recommended for where oil contamination would present a risk, PCL's oil-free air compressors are a handy and versatile piece of kit. Suitable for a variety of applications, from professional jobs in a trade workshop to DIY projects at home, these compact units are lightweight and easy to move around, making them ideal for use in limited spaces.

#### Features

- Fitted with a genuine single stage 0.8 and 1 HP motors
- User friendly with clear, easy to read pressure gauges
- Fitted with genuine PCL Airflow Couplings on the outlet
- Compact design, suitable for tight spaces

| Part Number | Air Receiver | Air Flow            | Motor            | Noise  |
|-------------|--------------|---------------------|------------------|--------|
| CM2009DS    | 9 litre      | 106 l/min / 3.7 cfm | 0.8 HP / 0.55 kW | 72 dBA |
| CM2024DS    | 24 litre     | 138 l/min / 4.8 cfm | 1 HP / 0.75 kW   | 72 dBA |

### COMPRESSOR OIL

PCL's compressor oil (ISO 32) is suitable for rotary screw, vane and reciprocating compressors, including PCL's Direct Drive models.

Always check the compressor manufacturer's recommended oil viscosity grade.



| Part Number | Description                   |
|-------------|-------------------------------|
| ISO321L     | 1 Litre ISO 32 Compressor Oil |

Couplings & Adaptors

Hose

Hose Fittings

Tyre Inflation Equipment

Tyre Care

Nitrogen Equipment

Workshop Equipment

Air Tools

Air Tool Accessories



## BLOWGUNS

### HOW TO SELECT THE RIGHT BLOWGUN

#### Should I choose plastic or metal?

This is down to personal preference. PCL's latest range of blowguns, ERGO and ERGO EXTREME, is manufactured from highly durable Zytel Nylon, which provides heat and chemical resistance but is lighter in weight than metal products and feels warmer in the hand. Nozzles are usually metal, with internal components made from brass and stainless steel, adding to the increased durability and longevity.

PCL's entry level range is also manufactured from plastic. These blowguns do not have the same high levels of durability, however they do represent excellent value for money.

Where longer life is a priority over comfort, metal blowguns are a good option. PCL offers die-cast alloy products in two styles - pistol or palm - both of which are compact and robust.



For more helpful product advice, visit [www.pclairtechnology.com/support](http://www.pclairtechnology.com/support)

#### Pressure required

This depends upon the maximum pressure relevant to your Health & Safety air supply and working practices. There is no specific UK legislation relating to this, however OSHA states that industrial safety air blowguns should be used for industrial applications.

#### Why use safety blowguns?

PCL's safety blowguns feature a cleverly designed safety valve that reduces the output of air to 2 bar and slowly releases air if there is a blockage, reducing the risk of injury. They are designed to ensure noise levels do not exceed 90dB, as continuous, repeated exposure to anything above that poses a significant risk of partial or permanent hearing loss.

#### Type of nozzle

PCL offers a range of nozzles from the standard conical nozzle to safety nozzles. For industrial applications, conical nozzles should only be used with a blowgun that has a tamper-proof 2 bar valve.

Safety nozzles are available in two types - Aircurtain and Reduced Jet-velocity - and are selected according to the size and shape of the object the air stream is aimed at, as this will dictate whether you need a flat or concentrated pattern of air.

### SAFETY NOZZLES



**Aircurtain Nozzles**  
(Flat)



**Reduced Jet-velocity Nozzles**  
(Concentrated)

### BLOWGUN SAFETY TIPS



It is a company's duty to ensure the health and safety of its employees, and this includes providing safe equipment that the user is trained to use and ensuring they are aware of associated risks and precautions.

Tips for using air blowguns safely:

- Choose a safety blowgun with a safety valve
- For blowguns without a built-in safety mechanism, reduce pressure to 2 bar or 30 psi gauge pressure
- Always wear eye and ear protection
- Use a blowgun with noise levels below 90dB that meets OSHA standards
- Ensure the end of the blowgun is never blocked
- Never point a blowgun towards yourself or anyone else. Compressed air can enter the bloodstream by getting underneath the skin which can cause an embolism
- Do not use a blowgun as a vacuum or to clean clothing, particularly when clothing is worn



## BLOWGUNS

### INTRODUCING PCL'S NEW ERGO EXTREME BLOWGUN RANGE

Design-engineered in the UK, with comfort and style in mind, this premium range of blowguns has the PCL DNA running right through it, from handle to tip. This sturdy product, made from durable Zytel Nylon, looks and feels good in the hand, and features a flexible, rubber grip for additional cushioning and increased strength. A newly designed air release valve is built into the body to enable the trigger/air flow to be feathered. Available in 7 options including 2 bar regulated blowguns and safety nozzles.



#### Features

- Flexible, rubber grip on the handle for additional cushioning and strength
- Re-enforced webbing and robust design for strength and confidence
- Newly designed air release valve built into the body
- Easy storage with multiple hanging points, creating additional space and strength in the handle area
- Rp 1/4 female brass inlet for increased durability

#### STANDARD ERGO EXTREME BLOWGUNS

| Part Number | Air Flow             | Sound  | Nozzle   |
|-------------|----------------------|--------|----------|
| BG7501      | 11.8 cfm / 334 l/min | 94 dBa | Standard |
| BG7502      | 11.8 cfm / 334 l/min | 94 dBa | Extended |

Air Inlet: Rp 1/4  
Working pressure: 145 psi / 10 bar

**ALSO AVAILABLE » PCLK7501 - 13 PIECE BG7501 COUNTERTOP DISPLAY PACK**

### SAFETY BLOWGUNS & NOZZLES

#### 2 BAR AUTO SAFETY ERGO EXTREME BLOWGUNS



PCL's 2 Bar Auto Safety Blowguns are equipped with an automatic pressure reduction which ensures the air inlet will automatically be reduced to the recommended 2 bar. This virtually eliminates user error, ensuring safety.

| Part Number | Air Flow            | Sound  | Nozzle   |
|-------------|---------------------|--------|----------|
| BG8501      | 8.9 cfm / 252 l/min | 90 dBa | Standard |
| BG8502      | 8.9 cfm / 252 l/min | 90 dBa | Extended |

#### TURBO ERGO EXTREME BLOWGUN



PCL's TURBO Nozzle Safety Blowgun is ideal when increased airflow is required, enabling additional air to be absorbed safely through the sides.

| Part Number | Air Flow             | Sound   | Nozzle |
|-------------|----------------------|---------|--------|
| BG7508      | 18.4 cfm / 521 l/min | 114 dBa | Turbo  |

#### LOW NOISE ERGO EXTREME BLOWGUN



PCL's Low Noise Safety Blowgun is designed to reduce the risk associated with noise exposure. Its innovative nozzle design ensures that the airflow continues through the sides of the pipe if the tip becomes blocked.

| Part Number | Air Flow            | Sound  | Nozzle    |
|-------------|---------------------|--------|-----------|
| BG7506      | 9.8 cfm / 277 l/min | 80 dBa | Low Noise |

#### AIRCURTAIN ERGO EXTREME BLOWGUN



Recommended for use in large areas, PCL's Aircurtain Blowgun with increased air flow meets OSHA requirements for noise and safety. Its flat nozzle ensures air flow is spread out, making the blowgun impossible to block and providing an extremely high blowing force.

| Part Number | Air Flow            | Sound  | Nozzle     |
|-------------|---------------------|--------|------------|
| BG7505      | 8.8 cfm / 249 l/min | 94 dBa | Aircurtain |

Couplings & Adaptors

Hose

Hose Fittings

Tyre Inflation Equipment

Tyre Care

Nitrogen Equipment

Workshop Equipment

Air Tools

Air Tool Accessories





## BLOWGUNS

### INTRODUCING PCL'S NEW ERGO BLOWGUN RANGE

This sturdy, UK-designed product range is made from durable Zytel Nylon and looks and feels good in the hand. It features a newly designed air release valve, built into the body to enable the trigger/air flow to be feathered and is available in 7 options including 2 bar regulated blowguns and safety nozzles.

#### Features

- Re-enforced webbing for strength and confidence
- Newly designed air release valve built into the body
- Easy storage with multiple hanging points
- Rp 1/4 female brass inlet for increased durability



#### STANDARD ERGO BLOWGUNS

| Part Number | Air Flow             | Sound  | Nozzle   |
|-------------|----------------------|--------|----------|
| BG7001      | 11.8 cfm / 334 l/min | 94 dBa | Standard |
| BG7002      | 11.8 cfm / 334 l/min | 94 dBa | Extended |

Air Inlet: Rp 1/4

Working pressure: 145 psi / 10 bar

**ALSO AVAILABLE » PCLK7001 - 13 PIECE BG7001 COUNTERTOP DISPLAY PACK**

#### SAFETY BLOWGUNS & NOZZLES

##### 2 BAR AUTO SAFETY ERGO BLOWGUNS



PCL's 2 Bar Auto Safety Blowguns are equipped with an automatic pressure reduction which ensures the air inlet will automatically be reduced to the recommended 2 bar. This virtually eliminates user error and ensures safety.

| Part Number | Air Flow            | Sound  | Nozzle   |
|-------------|---------------------|--------|----------|
| BG8001      | 8.9 cfm / 252 l/min | 90 dBa | Standard |
| BG8002      | 8.9 cfm / 252 l/min | 90 dBa | Extended |

##### LOW NOISE ERGO BLOWGUN



PCL's Low Noise Blowgun is designed to reduce the risk associated with noise exposure. Its innovative nozzle design ensures that the airflow continues through the sides of the pipe if the tip becomes blocked.

| Part Number | Air Flow            | Sound  | Nozzle    |
|-------------|---------------------|--------|-----------|
| BG7006      | 9.8 cfm / 277 l/min | 80 dBa | Low Noise |

##### TURBO ERGO BLOWGUN



PCL's TURBO Blowgun is ideal when increased airflow is required. The nozzle allows the blowgun to absorb air through the sides, increasing airflow and ensuring safety.

| Part Number | Air Flow             | Sound   | Nozzle |
|-------------|----------------------|---------|--------|
| BG7008      | 18.4 cfm / 521 l/min | 114 dBa | Turbo  |

##### AIRCURTAIN ERGO BLOWGUN



Recommended for use in large areas, PCL's Aircurtain Blowgun with increased air flow is equipped with a flat safety nozzle meeting OSHA requirements on noise and safety. The flat nozzle ensures air flow is spread out, making the blowgun impossible to block and providing an extremely high blowing force.

| Part Number | Air Flow            | Sound  | Nozzle     |
|-------------|---------------------|--------|------------|
| BG7005      | 8.8 cfm / 249 l/min | 94 dBa | Aircurtain |

Couplings & Adaptors

Hose

Hose Fittings

Tyre Inflation Equipment

Tyre Care

Nitrogen Equipment

Workshop Equipment

Air Tools

Air Tool Accessories



## BLOWGUNS

Couplings & Adaptors

Hose

Hose Fittings

Tyre Inflation Equipment

Tyre Care

Nitrogen Equipment

Workshop Equipment

Air Tools

Air Tool Accessories

### STANDARD SAFETY NOZZLE BLOWGUN

Manufactured from chemical and impact resistant acetal resin, PCL's entry level Rp 1/4 pistol grip Plastic Blowgun is suitable for use with both air and water. It features an innovative safety nozzle design which ensures the airflow cannot be blocked.



#### Features

- Ergonomically designed handle, for comfort in use
- Innovative nozzle design ensures that the airflow cannot be blocked
- Valve allows trigger-adjustable airflow
- Brass thread inlet for increased durability
- Maximum supply pressure: 10 bar / 140 psi

| Part Number | Air Flow            | Nozzle Style |
|-------------|---------------------|--------------|
| BG5004      | 270 l/min / 9.3 cfm | Safety       |

### PLASTIC BLOWGUN

Manufactured from chemical and impact resistant acetal resin, this range of entry level Rp 1/4 pistol grip Plastic Blowguns is suitable for use with both air and water.



#### Features

- Ergonomically designed handle, for comfort in use
- Valve allows trigger-adjustable airflow
- 9" extension nozzle can be further cut and bent to suit users application
- Maximum supply pressure: 10 bar / 140 psi

| Part Number | Air Flow            | Nozzle Style |
|-------------|---------------------|--------------|
| BG5002      | 270 l/min / 9.3 cfm | Standard     |
| BG5007      | 270 l/min / 9.3 cfm | Extended     |

### PISTOL GRIP BLOWGUN

This Rp 1/4 Pistol Grip Blowgun is manufactured from high quality die-cast alloy, giving the tool a long trouble-free life.



#### Features

- Robust and compact design
- Extensive, easy to fit with additional nozzle range
- Supplied with a conical and safety nozzle
- Maximum supply pressure: 10 bar / 140 psi

| Part Number | Air Flow             | Nozzle Style     |
|-------------|----------------------|------------------|
| BG405       | 320 l/min / 11.2 cfm | Conical & Safety |

### PALM BLOWGUNS

This robust blowgun with Rp 1/4 air inlet is manufactured from high quality die-cast alloy for a long, trouble-free life.



#### Features

- Robust and compact design
- Extensive, easy to fit with additional nozzle range
- Display packed for convenience
- Maximum supply pressure: 14 bar / 200 psi

| Part Number | Air Flow            | Nozzle Style |
|-------------|---------------------|--------------|
| BG105       | 148 l/min / 5.3 cfm | Conical      |
| BG106       | 148 l/min / 5.3 cfm | Safety       |

### AIRVAC

The PCL AirVac is a useful addition to any toolbox. With vacuum and blow functions and numerous attachments, it will keep your workspace clean and free of debris.



#### Features

- Neat slimline design
- Handy dust bag and extension tube
- Includes 3 different nozzle attachments and 1 extension nozzle

| Part Number | Air Consumption     |
|-------------|---------------------|
| AV301       | 3.6 cfm / 100 l/min |

### ECONOMY PALM BLOWGUN

The robust Palm Blowgun with Rp 1/4 air inlet is manufactured from high quality die-cast alloy, giving the tool a long trouble free life.



#### Features

- Robust and compact design
- Supplied with a conical and safety nozzle
- Display packed for convenience
- Maximum supply pressure: 10 bar / 140 psi

| Part Number | Air Flow            | Nozzle Style     |
|-------------|---------------------|------------------|
| BG605       | 240 l/min / 8.9 cfm | Conical & Safety |



## BLOWGUNS

### BLOWGUN NOZZLES

PCL's comprehensive range of threaded (1/8 in inlet), easy to fit nozzles are interchangeable and cater for all blowgun applications.

| Part Number | Nozzle Style |
|-------------|--------------|
| BGN4088     | Conical      |
| BGN461      | Safety       |
| BGN466      | 9" Extension |



## SPRAY EQUIPMENT

### HVLP SPRAY GUNS

PCL's HVLP Spray Guns are equipped with a precision engineered brass air cap, stainless steel fluid nozzle and needle - providing a premium quality paint finish. This newly developed model is environmentally-friendly, offering high transfer efficiency and lower material consumption.

### CHOOSING BETWEEN A SUCTION AND GRAVITY SPRAY GUN

The difference between these two spray guns is the way in which a supply of paint is fed to the nozzle, therefore choosing the style of spray gun is a matter of personal preference.

Gravity spray guns hold the paint container on top of the gun and are generally lighter and easier to clean. They are great for smaller projects and touching up.

Suction spray guns (HVLP) need more compressed air to create the vacuum required to pull paint from the container (situated below) and into the gun - which means a bigger compressor, ideally 50LTR - 100LTR. Their greatest advantage is ease of use, as they can be used at angles a gravity spray gun might struggle with.

### WHAT IS HVLP?

HVLP (high-volume, low-pressure) spray guns need a high volume of air (HV) to aerosolize the paint. The combination of high volume and low pressure in the paint container draws the paint upwards. Once it hits the high volume of air, the paint vaporizes and creates a fine spray. This provides greater control of paint application and increased efficiency.

#### Features

- Reduced overspray minimises wasted paint
- Suitable for water based paints
- Maximum working pressure: 43 psi / 3 bar

| Part Number                   | Air Consumption     | Aluminium Cup Capacity | Nozzle Size |
|-------------------------------|---------------------|------------------------|-------------|
| <b>HVLP Suction Spray Gun</b> |                     |                        |             |
| SG01P                         | 6 cfm / 170 l/min   | 1 litre                | 1.7 mm      |
| <b>HVLP Gravity Spray Gun</b> |                     |                        |             |
| SG02P                         | 5.5 cfm / 156 l/min | 0.6 litre              | 1.4 mm      |



### LITE SPRAY GUNS

This Lite Spray Gun is part of PCL's economy range of products designed for those looking for a fit for purpose product that doesn't cost the earth. Material is lightweight aluminium and the product is supplied with a 1.5 mm nozzle as standard. Suitable for light viscosity painting applications.



#### Features

- Lightweight materials
- Operating pressure: 3-4 bar / 43-58 psi
- Comes complete with cleaning brush and hose tailpiece adaptor

| Part Number              | Air Consumption             | Aluminium Cup Capacity | Nozzle Size |
|--------------------------|-----------------------------|------------------------|-------------|
| <b>Suction Spray Gun</b> |                             |                        |             |
| SG01L                    | 4.2-7.1 cfm / 120-201 l/min | 0.75 litre             | 1.5 mm      |
| <b>Gravity Spray Gun</b> |                             |                        |             |
| SG02L                    | 4.2-7.1 cfm / 120-201 l/min | 0.61 litre             | 1.5 mm      |

Couplings & Adaptors

Hose

Hose Fittings

Tyre Inflation Equipment

Tyre Care

Nitrogen Equipment

Workshop Equipment

Air Tools

Air Tool Accessories



## HOSE REELS

Couplings & Adaptors

Hose

Hose Fittings

Tyre Inflation Equipment

Tyre Care

Nitrogen Equipment

Workshop Equipment

Air Tools

Air Tool Accessories

### INTRODUCING PCL'S NEW HOSE REEL RANGE

3 sizes to suit user needs

Specifically designed for use with compressed air in garages, workshops and industrial applications, PCL's hose reel range comes in three sizes, with different hose lengths and diameters to suit user needs.

Each features a hose stop that stops in any position and is adjustable at the flick of a lever. All except the bench top hose reel are slow retract, taking up to 9 seconds.

Easy to maintain, cleaning brushes are now included as standard to avoid debris being taken back into the reel, which can cause the layering system to fail.

#### Features

- Easy to use adjustable hose stopper - Reduces non-value-added time
- High impact polypropylene construction for maximum durability
- Auto retract - Easily and smoothly rewinds the hose
- Copper tail coupling with dust cap
- Supplied with cleaning brushes
- Steel wall mounting 180° swivel bracket

Hose: PVC or Rubber/PVC Blend  
Case type: Polypropylene

#### BENCH TOP HOSE REELS

The compact and hard-wearing Bench Top Hose Reel is perfect for confined environments where space is a major factor and robustness and reliability is essential. The new reels have a 1/4" BSPT connection and a working pressure up to 120 psi / 8 bar.




| Part Number | Hose Length | Hose I.D. | Inlet & Outlet Size | Hose Type |
|-------------|-------------|-----------|---------------------|-----------|
|-------------|-------------|-----------|---------------------|-----------|

#### Bench Top Hose Reels

|              |     |      |           |     |
|--------------|-----|------|-----------|-----|
| <b>HRA2X</b> | 8 m | 8 mm | 1/4" BSPT | PVC |
|--------------|-----|------|-----------|-----|

Working pressure: 120 psi / 8 bar



#### WORKSHOP PRO HOSE REELS

Designed with safety in mind, PCL's medium-sized Workshop Pro Hose Reels with 1/4" BSPT connection feature a slow retracting mechanism that prevents accidental loss of hose control during retraction, reducing the risk of injury or damage. The range also offers a bright hi-vis hose option for extra safety around garages and workshops.



| Part Number | Hose Length | Hose I.D. | Inlet & Outlet Size | Hose Type |
|-------------|-------------|-----------|---------------------|-----------|
|-------------|-------------|-----------|---------------------|-----------|

#### Workshop Hose Reels

|                   |      |       |           |                             |
|-------------------|------|-------|-----------|-----------------------------|
| <b>HRA3L02</b>    | 15 m | 10 mm | 1/4" BSPT | PVC                         |
| <b>HRA3L03</b>    | 20 m | 10 mm | 1/4" BSPT | Rubber & PVC Blend          |
| <b>HRA3L02/HV</b> | 15 m | 10 mm | 1/4" BSPT | Hi-Vis Rubber & PVC Blended |

Working pressure: 250 psi / 17 bar

#### WORKSHOP PRESTIGE HOSE REELS

PCL's Workshop Prestige Hose Reels are the largest reels of the new range with a 1/2" BSPT connection. The reels feature a slow retracting mechanism which prevents accidental loss of hose control during retraction, reducing the risk of injury or damage.



| Part Number | Hose Length | Hose I.D. | Inlet & Outlet Size | Hose Type |
|-------------|-------------|-----------|---------------------|-----------|
|-------------|-------------|-----------|---------------------|-----------|

|                |      |       |           |                    |
|----------------|------|-------|-----------|--------------------|
| <b>HRA3M01</b> | 15 m | 12 mm | 1/2" BSPT | PVC                |
| <b>HRA3M02</b> | 18 m | 12 mm | 1/2" BSPT | Rubber & PVC Blend |

Working pressure: 250 psi / 17 bar

## HOSE REELS

### RETRACTA SPRING REWIND HOSE REELS

The original Retracta polypropylene reel has built an enviable reputation for reliability in the toughest environments across the globe.

The patented, world-first RACR 'Retracta Adjustable Control Return' system can be retro fitted to any R3 Retracta and enables the user full control to set the speed of return to suit individual requirements.

#### Features

- High visibility yellow hose for extra safety
- Optimised safety with RACR® adjustable rewind speeds
- Overrun protection on spring preventing spring damage on drum
- Safe tensioning mechanism with uni-directional ratchet stops main spring release while tensioning
- Steel wall-mounting 180o swivel bracket



Working pressure: 250 psi / 17 bar

| Part Number | Hose Length | Hose I.D.      | Inlet Size | Hose Type        |
|-------------|-------------|----------------|------------|------------------|
| HRA3V02     | 20 m        | 10 mm / 3/8"   | 3/8"       | Hi-Vis PVC blend |
| HRA3V03     | 15 m        | 12.5 mm / 1/2" | 1/2"       | Hi-Vis PVC blend |

| Part Number | Description                        |
|-------------|------------------------------------|
| HRA3SR      | Retracta Adjustable Control Return |

## TECALEMIT

### FMT 3 FLOW METER

**BEST SELLER**

Use with all flow directions

TECALEMIT's new generation FMT electronic flow meter is impressively robust and versatile in its suitability for a wide range of liquids.

Compact and easy to use, it measures passing liquid using the principle of a turbine wheel counter. This means minimal disruption to the flow, which can continue right through the turbine, resulting in little pressure loss whilst allowing the speed to remain high. The two-line LED display then shows the current dispensation values and total stored volume or 8 partial stored volumes.

A symmetric measurement chamber allows the device to be used with all flow directions, therefore only one flow meter is necessary.

#### Features

- Display can be rotated in 90° increments
- Precise measurements – less than ±1%
- Large, illuminated display
- Long battery life - approx. 5 years
- For use with a wide range of liquids such as fuel oil/ diesel, water and antifreeze



| Part Number | Flow Rate   | Nominal Pressure | External Thread |
|-------------|-------------|------------------|-----------------|
| 253 591 006 | 5-120 l/min | 10 bar / 145 psi | 1 in            |



Couplings & Adaptors

## TECALEMIT



The TECALEMIT brand is well-known on the global market as a pioneer in lubrication solutions and fuel dispensing technology, mainly for diesel fuel, oil, grease, lubricants and AdBlue®.

With over a 100 years' experience of manufacturing premium, cost-effective equipment that is rugged, reliable and easy to use, TECALEMIT is proud of its "Made in Germany" heritage.


The TECALEMIT portfolio includes pumps, fluid handling and dispensing products, along with other associated workshop equipment.

Hose

Hose Fittings

## HAND PUMP K 10 C

The hand-operated K 10 C is an ATEX-approved piston pump for the transfer of fuels and oils from a drum or small container. The M64 x 4 and G2" threads are integrated in the housing for simple assembly. Available with two different suction pipes, it is suitable for use with diesel, RME, petroleum (hazard class AI-III), Kerosene (hazard class AI-II), gas oil, low viscosity mineral oils and antifreeze (concentrate).



**CONFORMS TO » ATEX MARK EX II 2/2 G C IIA T3**

Tyre Inflation Equipment

| Part Number | Suction Pipe Type | Hose                             |
|-------------|-------------------|----------------------------------|
| 103 083 000 | Rigid             | Not included                     |
| 103 089 100 | Telescopic        | 1.5 m hose with anti-kink spring |
| 103 089 200 | Telescopic        | 1.5 m hose with grounding wire   |

- Capacity: 0.25 l/stroke
- Rigid suction pipe length: 840 mm
- Telescopic Suction Pipe Length: 470 - 925 mm
- Drum thread: M 64 x 4 / G 2"

### Features

- For drums and small containers
- Single-action piston pump with siphonic action
- 1.5 m conductive fuel delivery hose with anti-kink spring

Tyre Care

Nitrogen Equipment

## HAND PUMP OK 9 B

Built for long term durability, this hand-operated crank pump is used to distribute oil out of drums and small containers and is suitable for motor, gear and hydraulic oil up to SAE 80. The OK 9 B is a single-action piston pump with siphonic action, and comes complete with a 470-925 mm telescopic suction pipe.

### Features

- For drums and small containers
- Single-action piston pump with siphonic action
- Non-drip outlet
- Adjustable drum screw connector

| Part Number | Suction Pipe Type | Outlet                |
|-------------|-------------------|-----------------------|
| 122 029 000 | Telescopic        | Non-drip spout        |
| 122 029 100 | Telescopic        | 1.5 m dispensing hose |

- Capacity: 0.25 l/stroke
- Suction pipe length: 490 - 925 mm
- Drum thread: G 2"



Workshop Equipment

Air Tools

Air Tool Accessories



## TECALEMIT

### HAND ROTARY PUMP KP 01

TECALEMIT'S hand-operated rotary KP 01 Hand Pump is for the distribution of oil out of drums and small containers. Suitable for diesel, gas oil, low viscosity mineral oils SAE 50, engine oil, gearbox oil (up to SAE 140) and hydraulic oil.

#### Features

- Rigid suction pipe
- Rugged and hard-wearing
- Working principle rotation, making it easier to turn rapidly



| Part Number                   | Description     |
|-------------------------------|-----------------|
| 131 130 100                   | KP 01 Hand Pump |
| - Capacity: 0.25 l/stroke     |                 |
| - Suction pipe length: 990 mm |                 |
| - Drum thread: G 2"           |                 |



### HAND CRANK PUMP HK 07

TECALEMIT's hand-operated, single-action piston crank pump distributes engine, gear and hydraulic oil out of drums and small containers. The HK 07 has a telescopic suction pipe which extends up to 850 mm.

#### Features

- Single-action piston pump
- Telescopic suction pipe extends up to 890 mm
- Suitable for low viscosity minerals oils up to SAE 50



| Part Number                   | Description     |
|-------------------------------|-----------------|
| 129 501 700                   | HK 07 Hand Pump |
| - Flow rate: 0.35 l/stroke    |                 |
| - Suction pipe length: 890 mm |                 |
| - Drum thread: G 1 1/2 & G 2" |                 |



### PCP 250 HAND PUMP FOR CHEMICALS

TECALEMIT's hand-operated piston pump is designed for the distribution of chemicals out of drums and small containers.

#### Features

- Single-action
- Includes 1.2m hose set



| Part Number                   | Description                     |
|-------------------------------|---------------------------------|
| 131 053 200                   | PCP 250 Hand Pump for Chemicals |
| - Flow rate: 0.25 l/stroke    |                                 |
| - Suction pipe length: 840 mm |                                 |
| - Drum thread: G 2"           |                                 |



### HAND PUMP FOR ADBLUE®

TECALEMIT's hand lever pump has been designed for the simple, cost-effective transfer of AdBlue®, also known as DEF, from a 200 litre drum.

Incorporating a plastic housing with outlet tap, it comes complete with a 1.5m pressure hose.

#### Features

- Hand lever pump in plastic housing with outlet tap
- Three-parts, telescopic suction pipe 640 - 980 mm
- For use with 200 litre drums
- Pressure hose 1.5 m with outlet manifold
- Includes adaptor for S56 x 4 and S70 x 6 buttress thread



| Part Number                         | Description           |
|-------------------------------------|-----------------------|
| 131 053 000                         | Hand Pump For AdBlue® |
| - Flow rate: 0.5 l/stroke           |                       |
| - Suction pipe length: 690 - 980 mm |                       |
| - Drum thread: 2" BSP               |                       |



Couplings & Adaptors

Hose

Hose Fittings

Tyre Inflation Equipment

Tyre Care

Nitrogen Equipment

Workshop Equipment

Air Tools

Air Tool Accessories



Couplings & Adaptors

Hose

Hose Fittings

Tyre Inflation Equipment

Tyre Care

Nitrogen Equipment

Workshop Equipment

Air Tools

Air Tool Accessories

## TECALEMIT

### HIGH-PRESSURE TWO HANDED LEVER-TYPE GREASE GUN

This two-headed industrial, grease gun is stable, robust, reliable and easy to operate. It features a 4 jaw hydraulic connector for lubrication procedures conducted on high-quality machines with long lubrication lines. The light-weight design with ergonomic handles and nozzle holder, ensures precision and cleanliness.

#### Features

- Extreme ease of operation and reliable lubrication
- 300 mm high pressure hose
- 4 jaw hydraulic connector
- Holds 500 g screw-on cartridges

| Part Number | Description                                    |
|-------------|--|
| 011 681 051 | High Pressure Two-handed Lever Type Grease Gun |

- Pressure capacity: Max. 400 bar
- Delivery rate / stroke: up to 2 cm<sup>3</sup>
- Connection thread: M 10 x 1 IG



### LEVER-OPERATED GREASE GUNS

These compact and robust industrial grease guns feature a lever handle mechanism and vinyl cover, providing a comfortable grip, whilst an extension pipe helps the user to reach tight areas. Available with a 150mm nozzle tube or 300mm high pressure hose, guns come with a 4-jaw hydraulic connector.

#### Features

- Lever handle grip
- 4 jaw hydraulic connector
- Holds 400 g cartridge / 500 cm<sup>3</sup> content

- Pressure capacity: Max. 400 bar
- Delivery rate / stroke: up to 2 cm<sup>3</sup>
- Connection thread: M 10 x 1 IG

| Part Number | Description                      | Nozzle Tube |
|-------------|----------------------------------|-------------|
| 011 681 021 | Lever-type Grease Gun            | 150 mm      |
| 011 681 031 | Lever-type Grease Gun            | 300 mm      |
| 011 681 041 | One-handed Lever-type Grease Gun | 150 mm      |



011 681 041

011 681 031

011 681 021

## Explore our wide range of hoses

To complement PCL's vast range of couplings, adaptors and tyre inflation equipment, a wide variety of air hoses are available. PCL's air hoses come in convenient cut lengths between 10m and 100m.

For your convenience PCL also has a range of hose assemblies, complete with couplings and adaptors - just plug in and go.

See pages 24-31





# AIR TOOLS



PCL's extensive range of air tools is designed to meet the rigorous needs of a busy, modern workshop, comprising everything from impact wrenches and ratchets, to sanders and grinding tools. It includes the PRESTIGE set of high-quality tools, which provide low vibration, low noise, ergonomic grip and higher performance.

**NEW**



**PRESTIGE 1/2" Impact Wrench**

Page 92



**PRESTIGE Stubby 1/2" Impact Wrench**

Page 93



**PRESTIGE Compact 1/2" Impact Wrench**

Page 93



**PRO 1/2" Impact Wrench**

Page 94



**PRO 1/2" Impact Wrench**

Page 94



**PRO 1/2" Impact Wrench**

Page 95



**PRESTIGE Compact 3/8" Impact Wrench**

Page 95



**PRO 3/8" Impact Wrench**

Page 95



**PRESTIGE 3/4" Impact Wrench**

Page 95



**PRESTIGE 1" Impact Wrench**

Page 96

Air Tools



| Category                 | Image | Product Name  | Page |
|--------------------------|-------|---|------|
| Couplings & Adaptors     |       | PRO 1" Pistol style Impact Wrench                   | 96   |
|                          |       | PRO High Torque 1" Heavy Duty Impact Wrench         | 96   |
|                          |       | <b>BEST SELLER</b><br>PRESTIGE 3/8" & 1/2" Ratchets | 97   |
|                          |       | PRO 3/8" & 1/2" Ratchets                            | 97   |
|                          |       | PRESTIGE 3/8" Lumphammer Ratchet                    | 97   |
| Hose                     |       | PRESTIGE Die Grinder Set                            | 98   |
|                          |       | PRO 4" & 7" Angle Grinders                          | 98   |
|                          |       | PRO 6mm Die Grinder                                 | 98   |
|                          |       | PRO Tyre Buffer                                     | 98   |
|                          |       | PRESTIGE Palm Sander                                | 99   |
| Hose Fittings            |       | PRO 6" Orbital Sander                               | 99   |
|                          |       | PRO 10mm Belt Tension Sander                        | 99   |
|                          |       | PRO 20mm Belt Tension Sander                        | 99   |
|                          |       | PRESTIGE 10mm Air Drill                             | 100  |
|                          |       | PRO 10mm Reversible Air Drill                       | 100  |
| Tyre Inflation Equipment |       | PRO 10mm Reversible Air Drill                       | 100  |
|                          |       | PRO 10mm Angled Air Drill                           | 100  |
|                          |       | PRESTIGE 1/4" HEX Air Screwdriver                   | 101  |
|                          |       | PRO 1/4" Hex Pistol Screwdriver                     | 101  |
|                          |       | PRO 1/4" Hex Straight Screwdriver                   | 101  |
| Tyre Care                |       | PRESTIGE Air Body Saw                               | 101  |
|                          |       | PRO Body saw  | 101  |
|                          |       | PRESTIGE 3" Cut Off Tool                            | 102  |
|                          |       | PRO 3" Cut Off Tool                                 | 102  |
|                          |       | PRO Metal Shear                                     | 102  |
| Nitrogen Equipment       |       | PRESTIGE Air Body Saw                               | 101  |
|                          |       | PRO Body saw  | 101  |
|                          |       | PRESTIGE 3" Cut Off Tool                            | 102  |
|                          |       | PRO 3" Cut Off Tool                                 | 102  |
|                          |       | PRO Metal Shear                                     | 102  |
| Workshop Equipment       |       | PRESTIGE Air Body Saw                               | 101  |
|                          |       | PRO Body saw  | 101  |
|                          |       | PRESTIGE 3" Cut Off Tool                            | 102  |
|                          |       | PRO 3" Cut Off Tool                                 | 102  |
|                          |       | PRO Metal Shear                                     | 102  |
| Air Tools                |       | PRESTIGE Air Body Saw                               | 101  |
|                          |       | PRO Body saw  | 101  |
|                          |       | PRESTIGE 3" Cut Off Tool                            | 102  |
|                          |       | PRO 3" Cut Off Tool                                 | 102  |
|                          |       | PRO Metal Shear                                     | 102  |
| Air Tool Accessories     |       | PRESTIGE Air Body Saw                               | 101  |
|                          |       | PRO Body saw  | 101  |
|                          |       | PRESTIGE 3" Cut Off Tool                            | 102  |
|                          |       | PRO 3" Cut Off Tool                                 | 102  |
|                          |       | PRO Metal Shear                                     | 102  |



**PRO Air Nibbler**

Page 102



**PRO Air Hammer**

Page 103



**PRO Riveter**

Page 103



**PRO Needle Scaler**

Page 103



**PRO Nail & Staple Gun**

Page 102

Couplings & Adaptors

Hose

Hose Fittings

Tyre Inflation Equipment

Tyre Care

Nitrogen Equipment

Workshop Equipment

Air Tools

Air Tool Accessories



**PRESTIGE De-Scaling set**

Page 103



**Mini Air Ratchets**

Page 104



**Mini 6mm Straight Die Grinder**

Page 104



**Mini 6mm Angle Die Grinder**

Page 104



**Mini 2" Angle Die Grinder**

Page 105



**Mini 2" & 3" Sanders**

Page 105



**Mini 1/4" Straight Drill**

Page 106



**Mini 1/4" Angle Drill**

Page 106



**Mini 3" Angle Cutter**

Page 106



**Grease Gun**

Page 107



**310ml Cartridge Caulk Gun Dispenser**

Page 107



**Compressed air sealing gun**

Page 107



**Telescopic Multi-function Cartridge Gun**

Page 107



## IMPACT WRENCHES

### PRESTIGE 1/2" IMPACT WRENCH

**NEW**

Featuring a durable composite casing with forward and reverse modes, the PRESTIGE 1/2" Impact Wrench is fast, strong and exceptionally robust. The twin hammer mechanism provides more power and smooth balanced blows, whilst the high performance motor delivers 1,400 Nm torque. Despite reaching a speed of 7,000 RPM with a working pressure of 90 PSI, this sturdy impact wrench benefits from low noise and vibration.

#### Features

- Durable body casing for maximum use
- Three stage speed adjustment
- Forward and reverse modes
- Strong, fast & low vibration
- High performance twin hammer mechanism
- Comfortable rubber handle, protects against the chill of compressed air



The flagship of the PCL Prestige range of wrenches

#### PRESTIGE air tool

| Part Number | Size | Torque   | Weight | Vibration |
|-------------|------|----------|--------|-----------|
| APP210S     | 1/2" | 1,400 Nm | 2.4 kg | 4.66 m/s  |

**APPLICATION » TYRE SHOPS, GARAGES**

## DOES MY POWER TOOL NEED TO BE PNEUMATIC?

Deciding whether or not a pneumatic tool is the right choice for you will ultimately depend on the following:

**Do you need a high performance tool?**

Air tools use simple air motors or pistons rather than an electric motor, making them considerably lighter than electric tools, with a high power to weight ratio. Therefore, if high performance and all-day use are key factors, air tools deliver the best results and reduce user fatigue.

**What is your working environment like?**

Air tools are quite slim compared to electric tools, which have bulky motors. This makes them ideal for areas where space is limited, or in cramped locations, for example when working on cars.

Air tools are also easy to switch over on the air line, with no need to keep plugging them into an AC socket or down tools when an extension lead won't reach. This enables the user to get jobs done more quickly and conveniently.

**Do you have easy access to compressed air?**

If you don't already have an air line there will be the initial expense of setting one up to use air tools. However, pneumatic tools provide lower on-going maintenance costs than electric tools as they have fewer working parts that can go wrong. This can result in long-term savings.



Couplings & Adaptors

Hose

Hose Fittings

Tyre Inflation Equipment

Tyre Care

Nitrogen Equipment

Workshop Equipment

Air Tools

Air Tool Accessories



## PCL'S AIR TOOL COLLECTIONS

### PRESTIGE air tools

PCL's PRESTIGE range provides the ultimate in performance for the serious professional user, offering:

- Proven technology aimed at getting the job done faster and more easily
- Ergonomic grip designed to reduce fatigue during prolonged periods of usage
- Reduced noise and vibration output compared to other tools on the market
- Lightweight bodies ideal for frequent use

### PRO air tools

PCL's PRO range is aimed at the everyday tradesman who requires a price competitive air tool without the worry of compromising on quality or performance.

Specifically designed to withstand the rigours of day to day use in the heaviest of workshop and tyre environments, PCL's PRO range delivers without exception.

### PCL MINI air tools

The PCL MINI range delivers the same outstanding performance and quality in a compact size, offering:

- Compact and lightweight design for maximum operator control
- Ultimate flexibility, allowing access to small areas which are often unreachable with conventional air tools, even managing difficult to operate standard hand tools
- Soft grip for superior comfort and non-slip feel
- High power motor for consistent performance



Unsure which Impact Wrench is best for you? Find out more in our buyers guide



Explore our range of Impact Sockets & Sets for use with wrenches and ratchets.



See pages 110 - 112

## IMPACT WRENCHES

### PRESTIGE STUBBY 1/2" IMPACT WRENCH

As the lightest and most compact wrench available, the Stubby 1/2" Impact Wrench performs in areas others cannot reach. Its design enables users to work on jobs in difficult to access areas, from brake disc and front end work to removing wheels.

#### Features

- Durable body casing for maximum use
- Hanging hook for easy storage
- One handed forward / reverse action
- Compact design for difficult to reach areas



#### PRESTIGE air tool

APPLICATION » GARAGES, MANUFACTURING, WORKSHOPS

| Part Number | Size | Torque | Weight | Vibration |
|-------------|------|--------|--------|-----------|
| APP200      | 1/2" | 678 Nm | 1.3 kg | 2.53 m/s  |

### PRESTIGE COMPACT 1/2" IMPACT WRENCH

Professional and compact, the PRESTIGE 1/2" Impact Wrench packs a mighty punch, allowing access to difficult to reach areas. Ergonomic and lightweight in design, this unit is comfortable to use, whilst its durable body provides longevity of life.

#### Features

- Durable body casing for maximum use
- Comfortable rubber handle, protects against the chill of compressed air
- Lightweight, enables continuous use
- Ergonomic design reduces fatigue and vibration impact



#### PRESTIGE air tool

APPLICATION » TYRE SHOPS, GARAGES, MANUFACTURING

| Part Number | Size | Torque | Weight  | Vibration |
|-------------|------|--------|---------|-----------|
| APP201      | 1/2" | 433 Nm | 1.29 kg | 2.53 m/s  |

Couplings & Adaptors

Hose

Hose Fittings

Tyre Inflation Equipment

Tyre Care

Nitrogen Equipment

Workshop Equipment

Air Tools

Air Tool Accessories



Couplings & Adaptors

Hose

Hose Fittings

Tyre Inflation Equipment

Tyre Care

Nitrogen Equipment

Workshop Equipment

Air Tools

Air Tool Accessories

## IMPACT WRENCHES

### PRO 1/2" IMPACT WRENCH

Ideal for general purpose repairs in busy workshops, the PRO 1/2" Impact Wrench is designed and manufactured to PCL's high standards, featuring a pin clutch hammer mechanism with forward and reverse mode.



**APPLICATION »** WORKSHOPS, GARAGES

#### PRO air tool

##### Features

- Forward and reverse mode
- Non slip comfortable grip
- Maximum torque 540 Nm
- Good weight distribution for maximum comfort



| Part Number | Size | Torque | Weight | Vibration |
|-------------|------|--------|--------|-----------|
| APT205      | 1/2" | 540 Nm | 2.4 kg | 1.39 m/s  |

### PRO 1/2" IMPACT WRENCH

The twin hammer PRO 1/2" Impact Wrench features a traditional design with increased power and smoother balanced action. Its aluminium body provides ample protection for the rigours of the workplace. Delivering 594 Nm torque, this Impact Wrench is ideal for tyre changing and front end work.



**APPLICATION »** WORKSHOPS, GARAGES, TYRE SHOPS

#### PRO air tool

##### Features

- Twin hammer mechanism
- Excellent balance
- 4 forward impact settings
- Comfortable to use
- Progressive throttle



| Part Number | Size | Torque | Weight | Vibration |
|-------------|------|--------|--------|-----------|
| APT208      | 1/2" | 594 Nm | 2.6 kg | 2.44m/s   |

## FOUR STEPS TO PEAK AIR TOOL PERFORMANCE

1. **Check the volume of compressed air required** by the tool to work properly and efficiently. This value is given in cubic feet per meter (cfm) or in litres per second/minute (l/s or l/m).
2. **Check the recommended hose diameter** as this affects working pressure. The correct measurement will ensure your tools perform at their best.
3. **Check the air tool inlet size** to help you choose the correct size connector:
4. **Check the inlet type** as there are three types of inlet threads which should never be mixed:
  - BSP (British standard pipe): commonly used in Europe
  - NPT (National pipe thread): Commonly used in USA
  - PT (Pipe thread): commonly used in Asia





## IMPACT WRENCHES

### PRO 1/2" IMPACT WRENCH

The PRO 1/2" Impact Wrench combines power with a lighter weight composite body and ergonomic handle for prolonged use without fatigue. Delivering 800 Nm of torque, this PRO wrench makes easy work of any task.



PRO air tool

**APPLICATION »** WORKSHOPS, GARAGES, TYRE SHOPS

#### Features

- Twin hammer mechanism
- Forward and reverse mode
- 4 Forward impact settings
- Progressive throttle
- Excellent power to weight ratio

| Part Number | Size | Torque | Weight  | Vibration |
|-------------|------|--------|---------|-----------|
| APT233      | 1/2" | 800 Nm | 1.95 kg | 4.21 m/s  |

### PRESTIGE COMPACT 3/8" IMPACT WRENCH

Powerful and compact, this PRESTIGE 3/8" impact wrench is a small but mighty tool, allowing easier access to difficult areas. Ergonomic in design, it is comfortable to use, whilst its lightweight yet durable body provides longevity of life.



PRESTIGE air tool

**APPLICATION »** TYRE SHOPS, GARAGES, MANUFACTURING

#### Features

- Twin hammer mechanism
- Durable body casing for maximum use
- Comfortable rubber handle, protects against the chill of compressed air.
- Lightweight, enables continuous use
- Ergonomic design reduces fatigue and vibration impact

| Part Number | Size | Torque | Weight  | Vibration |
|-------------|------|--------|---------|-----------|
| APP101      | 3/8" | 271 Nm | 1.28 kg | 3.09 m/s  |

### PRO 3/8" IMPACT WRENCH

The PRO general purpose 3/8" Impact Wrench is ideal for bench work, small engine and body repairs, ignitions, body panels and transmissions.



PRO air tool

**APPLICATION »** WORKSHOPS

| Part Number | Size | Torque | Weight  | Vibration |
|-------------|------|--------|---------|-----------|
| APT105      | 3/8" | 102 Nm | 1.25 kg | 3.4 m/s   |

### PRESTIGE 3/4" IMPACT WRENCH

With its high performance motor delivering 1,620 Nm torque, combined with low vibration and smooth balanced blows, the PRESTIGE Impact Wrench makes light work of changing larger tyres. Meanwhile the uphill soft grip makes it comfortable to hold, even for long periods of operation, making it ideal for use in spring work maintenance of buses, trucks, farm machinery, truck tyre work and major engine tear down.



PRESTIGE air tool

#### Features

- Ergonomic design for comfort
- Lightweight
- Reduced vibration

| Part Number | Size | Torque   | Weight  | Vibration |
|-------------|------|----------|---------|-----------|
| APP234      | 3/4" | 1,620 Nm | 3.23 kg | 9.18 m/s  |

Couplings & Adaptors

Hose

Hose Fittings

Tyre Inflation Equipment

Tyre Care

Nitrogen Equipment

Workshop Equipment

Air Tools

Air Tool Accessories



## IMPACT WRENCHES

Couplings & Adaptors

Hose

Hose Fittings

Tyre Inflation Equipment

Tyre Care

Nitrogen Equipment

Workshop Equipment

Air Tools

Air Tool Accessories



### PRESTIGE 1" IMPACT WRENCH

The PRESTIGE 1" Impact Wrench has excellent power to weight ratio which makes it one of the most popular 1" impact wrenches available. This robust unit handles the rigours of heavy tyre changing workshops with ease.

#### Features

- Twin hammer mechanism
- Single mounted handle for control and accuracy
- Swivel air inlet prevents hose kinking

**APPLICATION » BUS DEPOTS, PLANT HIRE**

| Part Number | Size | Torque   | Weight | Vibration |
|-------------|------|----------|--------|-----------|
| APP271      | 1"   | 2,712 Nm | 7.9 kg | 12.57 m/s |



**PRESTIGE** air tool

### PRO 1" PISTOL STYLE IMPACT WRENCH

This traditional pistol style wrench delivers 2,170 Nm of high torque for heavy machinery, trucks, buses, farm machinery and other heavy industrial applications. The side handle provides a comfortable ergonomic grip for increased control.



**PRO** air tool

#### Features

- Durable
- Twin hammer mechanism
- Side handle ensures excellent balance
- Compact and powerful
- Ergonomic handle for comfortable use

| Part Number | Size | Torque   | Weight  | Vibration |
|-------------|------|----------|---------|-----------|
| APT265      | 1"   | 2,170 Nm | 8.93 kg | 17.7 m/s  |

### PRO HIGH TORQUE 1" HEAVY DUTY IMPACT WRENCH

With a massive 3,390 Nm of torque and a 200mm extended shank, the powerful PRO Impact Wrench gets the power to exactly where it needs to be. Fantastic for heavy industrial work, it makes light use of maintenance work on buses, trucks and other commercial vehicles.

**PRO** air tool



#### Features

- Suitable for heavy machinery and vehicle maintenance
- Side handle for balance and positive motion to the nut
- Robust, cast aluminium structure ensures longevity in harsh environments

| Part Number | Size | Torque    | Weight | Vibration |
|-------------|------|-----------|--------|-----------|
| APT266      | 1"   | 3,390 N/m | 13 kg  | 11.16 m/s |





## RATCHETS

### PRESTIGE 3/8" & 1/2" RATCHETS

**BEST SELLER**



Easy speed control and fast run down speed are two factors that make the lightweight yet robust PRESTIGE ratchet a must for the workshop toolbox. These features give the engineer greater control and comfort in engine compartment extremes.

**PRESTIGE** air tool

#### Features

- Lightweight
- Reduced vibration
- Fast run down speed
- Easy speed control



| Part Number | Size |
|-------------|------|
| APP310      | 3/8" |
| APP312      | 1/2" |

- Torque: 95 Nm  
- Weight: 1.26 kg  
- Vibration: 1.13 m/s

### PRO 3/8" & 1/2" RATCHETS

Easy to operate, this general purpose air ratchet features a forward/reverse action.

**PRO** air tool



#### Features

- Easy speed control
- Ball type retainer
- Easy forward/reverse shift
- Progressive throttle

| Part Number | Size | Torque   | Free speed | Vibration |
|-------------|------|----------|------------|-----------|
| APT320      | 3/8" | 50/68 Nm | 160 rpm    | 5.2 m/s   |
| APT330      | 1/2" | 60 Nm    | 150 rpm    | 5.2 m/s   |

### PRESTIGE 3/8" LUMPHAMMER RATCHET

A maximum torque of 258 Nm makes the PRESTIGE Lumphammer Ratchet the most powerful impact ratchet in its class. Capable of removing nuts that standard air ratchets simply can't, this lumhammer still allows access to areas normally unreachable with an impact gun. Ideal for small engine repairs, transmission work and overall automotive service work.



**PRESTIGE** air tool

#### Features

- Increased power
- Warm and comfortable to use
- Single handed forward and reverse setting
- Handle exhaust directs air away from work area

| Part Number | Size | Torque | Free speed | Vibration |
|-------------|------|--------|------------|-----------|
| APP340      | 3/8" | 258 Nm | 4150 rpm   | 8.24 m/s  |

Couplings & Adaptors

Hose

Hose Fittings

Tyre Inflation Equipment

Tyre Care

Nitrogen Equipment

Workshop Equipment

Air Tools

Air Tool Accessories



## GRINDERS

### PRESTIGE DIE GRINDER SET

This Die Grinder set features all the attributes of PCL's PRESTIGE range of Air Tools, such as reduced vibration and non-slip grip, whilst also incorporating a swivel exhaust, speed regulator and safety lever. Comes complete with hardened plastic case and a selection of accessories.



#### PRESTIGE air tool

##### Features

- Swivel rear exhaust
- Double bearing spindle
- Speed regulator
- Reduced vibration

| Part Number | Size | Free speed | Weight | Vibration |
|-------------|------|------------|--------|-----------|
| APP700SET   | 6 mm | 20,000 rpm | 0.5 kg | 3.15 m/s  |

### PRO 4" & 7" ANGLE GRINDERS

Designed for the fabrication, cutting and grinding of steel and stone, this PRO unit's powerful motor makes light work of the toughest material.



#### PRO air tool



##### Features

- Side handle for ease of use and better balance.
- Excellent performance and durability
- Compatible with 4" or 7" cutting/grinding disks

| Part Number | Disc Size | Free Speed | Weight | Vibration |
|-------------|-----------|------------|--------|-----------|
| APT715      | 4"        | 12,000 rpm | 2 kg   | 2.34 m/s  |
| APT716      | 7"        | 7,000 rpm  | 3.5 kg | 3.3 m/s   |

### PRO TYRE BUFFER

Designed for buffing and cleaning tyres, the PRO Tyre Buffer acts as a pre-preparation tool when re-treading tyres.

##### Features

- Powerful motor won't overheat when used for prolonged periods of time
- Composite body material, built to last
- Protective hose and cover
- Quick change chuck

#### PRO air tool



| Part Number | Size  | Free Speed | Weight | Vibration |
|-------------|-------|------------|--------|-----------|
| APT740      | 7/16" | 2,600 rpm  | 1 kg   | 5.4 m/s   |

### PRO 6MM DIE GRINDER

Offering high free speed and low vibration, safety throttle lever with 6mm collet (3 piece design), this die grinder is designed for tyre buffing, polishing and grinding. Extremely versatile, the 6mm Die Grinder is an excellent choice for use in a confined workspace.

##### Features

- 6mm collet
- High free speed 22,000 rpm
- Safety throttle lever
- Low vibration

#### PRO air tool



| Part Number | Size | Free Speed | Weight  | Vibration |
|-------------|------|------------|---------|-----------|
| APT702      | 6 mm | 22,000 rpm | 0.69 kg | 0.337 m/s |

Couplings &amp; Adaptors

Hose

Hose Fittings

Tyre Inflation Equipment

Tyre Care

Nitrogen Equipment

Workshop Equipment

Air Tools

Air Tool Accessories



## AIR SANDERS

### PRESTIGE PALM SANDER

Made from durable composite material, this central vacuum type palm sander with low noise output suits the serious professional working to the demands of a busy workshop.

**APPLICATION » WORKSHOPS, MANUFACTURING, FACTORIES**



#### PRESTIGE air tool

##### Features

- 12,000 RPM for swirl free finishes
- Reduced vibration
- Built in regulator for optimised power control
- Central vacuum type



| Part Number | Size | Free Speed | Weight  | Vibration |
|-------------|------|------------|---------|-----------|
| APP760      | 6"   | 12,000 rpm | 0.71 kg | 2.8 m/s   |

### PRO 6" ORBITAL SANDER

**NEW**

The powerful yet lightweight PRO 6" Orbital Sander is built for comfort and convenience, featuring an ergonomic design, built in speed regulator and pad suitable for Velcro sanding discs. A random orbit plus 12,000 rpm enables an ultra-smooth, swirl free finish.

##### Features

- Ergonomic design
- Built in speed regulator
- Central vacuum type
- 12,000 rpm for swirl free finishes
- Extraction hose and dust bag included
- Random orbit

**PRO air tool**



| Part Number | Size | Free Speed | Weight | Vibration |
|-------------|------|------------|--------|-----------|
| APT721      | 6"   | 12,000 rpm | 0.8 kg | 4.68 m/s  |

### PRO 10MM BELT TENSION SANDER

Designed for metal work fabrication, general sheet metal work and general sanding applications, the PRO Belt Tension Sander is competitively priced without compromising quality or performance. A simple tension mechanism ensures the belt maximises performance and prevents slippage.

##### Features

- Optimal positioning due to rotating handle
- Rear exhaust through handle
- Adjustable sanding arm
- Mechanism for quick and easy belt exchange
- Universal belt size 10 x 330 mm
- Maximum belt speed 16.5 m/s



| Part Number | Size  | Free Speed | Weight  | Vibration |
|-------------|-------|------------|---------|-----------|
| APT780      | 10 mm | 17,000 rpm | 0.94 kg | 5.65 m/s  |

### PRO 20MM BELT TENSION SANDER

As with the 10mm model, the PRO 20mm is designed for metal work fabrication, general sheet metal work and general sanding applications, and is competitively priced without compromise on quality or performance.

##### Features

- Optimal positioning due to rotating handle
- Rear exhaust through handle
- Adjustable sanding arm
- Mechanism for quick and easy belt exchange
- Belt size 20 mm x 480 mm



| Part Number | Size  | Free Speed | Weight | Vibration |
|-------------|-------|------------|--------|-----------|
| APT781      | 20 mm | 17,000 rpm | 1.4 kg | 5.65 m/s  |

Couplings & Adaptors

Hose

Hose Fittings

Tyre Inflation Equipment

Tyre Care

Nitrogen Equipment

Workshop Equipment

Air Tools

Air Tool Accessories



## DRILLS

### PRO REVERSIBLE AIR DRILLS

A vital addition to any garage or workshop, these PRO reversible drills are designed for ease of use. The tool reverses with a simple flick of a switch, enabling the user to keep their eye on the target. Drill bits can be changed with the keyless chuck.



#### PRO air tool

##### Features

- 10mm or 13mm Jacobs keyless chuck
- Side mounted forward/reverse shift lever
- Ergonomic handle built for comfort
- Positive trigger action
- APT413R comes with additional rotatable handle for user comfort and precision



APT401R



APT413R

| Part Number | Size  | Free Speed | Weight  | Vibration |
|-------------|-------|------------|---------|-----------|
| APT401R     | 10 mm | 1,800 rpm  | 1.2 kg  | 1.5 m/s   |
| APT413R     | 13 mm | 800 rpm    | 1.58 kg | 1.5 m/s   |

### PRESTIGE 10MM AIR DRILL

PCL's 10mm PRESTIGE Air Drill is a must for all workshops. Its ergonomic grip ensures comfort during prolonged use, whilst its size and robustness make it built to handle spring and front end work.



#### PRESTIGE air tool

**APPLICATION » WORKSHOPS, PLANT HIRE**

##### Features

- 10 mm Jacobs Keyless chuck
- Side mounted forward/reverse shift
- Reliable heat treated gear system
- Ideal for drilling and reaming

| Part Number | Size  | Free Speed | Weight  | Vibration |
|-------------|-------|------------|---------|-----------|
| APP405      | 10 mm | 1,800 rpm  | 1.16 kg | 2.73 m/s  |

### PRO 10MM ANGLED AIR DRILL

The 10mm PRO reaches areas a regular drill struggles with. Perfect for awkward jobs, such as drilling out exhaust brackets, this drill is suited to workshop and small manufacturing applications.



#### PRO air tool

**APPLICATION » WORKSHOPS, SMALL MANUFACTURING**

##### Features

- Angled head for easy access
- Positive throttle
- 10mm / 3/8" chuck

| Part Number | Size  | Free Speed | Weight | Vibration |
|-------------|-------|------------|--------|-----------|
| APT402      | 10 mm | 1,700 rpm  | 1.3 kg | 1.5 m/s   |

Couplings & Adaptors

Hose

Hose Fittings

Tyre Inflation Equipment

Tyre Care

Nitrogen Equipment

Workshop Equipment

Air Tools

Air Tool Accessories



## SCREWDRIVERS

### PRESTIGE 1/4" HEX AIR SCREWDRIVER

This low noise, lightweight screwdriver is comfortable and convenient to use with ergonomic grip. It quickly switches to reverse with a convenient thumb lever, whilst a feather trigger gives enhanced control in delicate situations.

| Part Number | Size | Torque | Weight  | Vibration |
|-------------|------|--------|---------|-----------|
| APP409      | 1/4" | 12 Nm  | 1.23 kg | 0.08 m/s  |

**PRESTIGE** air tool

**APPLICATION » WORKSHOPS, PLANT HIRE, FARMS**

#### Features

- Externally adjustable torque setting range from 0-12 in 1 Nm increments
- Forward and Reverse mode
- One finger forward/reverse shift
- Reliable heat treated planetary gear machined from bar stock



### PRO 1/4" HEX PISTOL SCREWDRIVER

Ideal for general workshops and body shops, the Hex Pistol Screwdriver provides forward and reverse action at the convenient flick of a switch.

**PRO** air tool

#### Features

- Spring compression determines torque setting
- Integrated holder for 1/4" bits
- Rear exhaust through handle
- Sensitive trigger mechanism
- Convenient forward/reverse shift



| Part Number | Size | Maximum Torque | Weight | Vibration |
|-------------|------|----------------|--------|-----------|
| APT407      | 1/4" | 17 Nm          | 1.2 kg | 4.6 m/s   |

### PRO 1/4" HEX STRAIGHT SCREWDRIVER

With 17 Nm of torque, this traditional, straight screwdriver's robust aluminium cast body offers longevity in manufacturing environments for detail assembly work.

#### Features

- Maximum torque 17 Nm
- Rear exhaust
- Sensitive trigger
- Spring assisted torque setting



**PRO** air tool

| Part Number | Size | Maximum Torque | Weight | Vibration |
|-------------|------|----------------|--------|-----------|
| APT408      | 1/4" | 17 Nm          | 1.1 kg | 4.6 m/s   |

## BODY SAWS

### PRESTIGE AIR BODY SAW

Weighing in at an extremely lightweight 0.6kg, this PRESTIGE tool is perfect for the regular user looking for a professional body saw. Features include low vibration, high cutting capacity and adjustable rear exhaust for precision cutting under maximum control.

#### Features

- Low vibration
- Lightweight
- High cutting capacity
- Adjustable rear exhaust



**PRESTIGE** air tool

| Part Number | Cutting capacity | Free speed | Weight  | Vibration |
|-------------|------------------|------------|---------|-----------|
| APP600      | 1.2 mm           | 10,000 rpm | 0.65 kg | 1.59 m/s  |

### PRO BODY SAW

**PRO** air tool

With its high cutting performance and well-balanced design, the PRO Air Body Saw is able to reach a 1.6mm cutting capacity with ease. Ideal for body shops and metal workshops and suitable for universal blades.

#### Features

- Excellent cutting performance driven by 9,000 rpm motor
- Insulated handle and anti-vibration cover
- Adjustable blade guide
- 10mm maximum stroke
- Safety cut out throttle lever



| Part Number | Cutting capacity | Free Speed | Weight | Vibration |
|-------------|------------------|------------|--------|-----------|
| APT650      | 1.6 mm           | 9,000 rpm  | 0.7 kg | 2.2m/s    |

Couplings & Adaptors  
Hose  
Hose Fittings  
Tyre Inflation Equipment  
Tyre Care  
Nitrogen Equipment  
Workshop Equipment  
Air Tools  
Air Tool Accessories



## CUTTING TOOLS

### PRESTIGE 3" CUT OFF TOOL

Designed for sheet metal work and precision cutting up to 3", with a composite construction to withstand the rigours of a busy workshop or garage.



**PRESTIGE** air tool

#### Features

- Swivel rear exhaust
- Double bearing spindle
- Speed regulator
- Reduced vibration

| Part Number | Size | Free Speed | Weight | Vibration |
|-------------|------|------------|--------|-----------|
| APP708      | 3"   | 21,000 rpm | 0.8 kg | 0.8 m/s   |

### PRO 3" CUT OFF TOOL

**PRO** air tool

Ideal for light cutting tasks in tight spaces, the PRO Cut Off Tool accommodates 75mm cutting disks and is well-suited to workshops and garages.



#### Features

- Rear exhaust through handle
- For discs up to 75 mm diameter (up to 10 mm thick)
- Positive throttle action with safety feature
- Metal safety guard

| Part Number | Size | Free Speed | Weight | Vibration |
|-------------|------|------------|--------|-----------|
| APT719      | 3"   | 20,000 rpm | 1 kg   | 2.2 m/s   |

### PRO METAL SHEAR

**PRO** air tool

Designed for metal work fabrication and general sheet metal cutting, the PRO Metal Shear is a great choice for customising and making short work of large panels.

#### Features

- Ergonomic handle for operator comfort
- Heavy duty cutting blades for long life and reliable cutting (1.2 mm)
- Handle exhaust
- Fast cutting action



| Part Number | Cutting capacity | Free Speed | Weight | Vibration |
|-------------|------------------|------------|--------|-----------|
| APT670      | 1.2 mm           | 2,000 rpm  | 2.2kg  | 4.1 m/s   |

### PRO AIR NIBBLER

**PRO** air tool

Made for metal work fabrication and general sheet metal work, the PRO Air Nibbler tackles tight spaces and intricate shapes.



#### Features

- Push cutting operation
- Ideal for tight spaces and intricate shapes
- Quick change punch and die
- Powerful motor

| Part Number | Cutting capacity | Free Speed | Weight | Vibration |
|-------------|------------------|------------|--------|-----------|
| APT660      | 1.2 mm           | 2,500 rpm  | 0.8 kg | 4.1 m/s   |

## NAIL & STAPLE GUNS

### PRO NAIL & STAPLE GUN

Safety is key with the PRO Nail & Staple Gun, with its trigger device to prevent accidental firing of nails and staples and rubber grip handle. The lightweight, aluminium gun comes in a carrycase with oiler and starter pack of nails and staples.

#### Features

- 2-stage operation trigger to fire single or multiple staples/ nails
- Safety trigger device to prevent accidental firing of nails and staples

| Part Number | Staple Capacity | Sound    | Weight  | Vibration |
|-------------|-----------------|----------|---------|-----------|
| APT850      | 10 - 40 mm      | 98.5 dBa | 0.49 kg | 2.5 m/s   |



**PRO** air tool

Couplings & Adaptors

Hose

Hose Fittings

Tyre Inflation Equipment

Tyre Care

Nitrogen Equipment

Workshop Equipment

Air Tools

Air Tool Accessories



## AIR HAMMERS

### PRO AIR HAMMER

A general purpose air hammer for cutting, punching or chipping, the PRO Air Hammer comes with a coil spring retainer for fast and easy chisel changes - useful for body shop work such as rust removal.



PRO air tool

#### Features

- 3000 blows per minute
- 2 5/8" (3 mm) stroke length
- 10-11 mm shank opening
- Coiled spring chisel retainer

| Part Number | Blows            | Sound     | Weight | Vibration |
|-------------|------------------|-----------|--------|-----------|
| APT517      | 3,000 per minute | 101.6 dBa | 1.6 kg | 3.75 m/s  |

### PRO NEEDLE SCALER

Made for surface preparation this tool is perfect for workshops and paint shops.

#### Features

- 4000 blows per minute
- Straight handle
- Hardened self-adjusting needles

PRO air tool

### PRO RIVETER

The tough and versatile PRO Air Riveter is designed for a multitude of applications with four riveting nozzles of different sizes. Ideal for general workshops or metal work fabrication and general sheet metal hole punching work.



PRO air tool

#### Features

- Ergonomic design for operator comfort
- Lightweight
- Supplied with four riveting nozzles
- For rivets sized: 3/32" (2.4 mm), 1/8" (3.2 mm), 5/32" (4.0 mm), 3/16" (4.8 mm)

| Part Number | Traction power | Sound  | Weight | Vibration |
|-------------|----------------|--------|--------|-----------|
| APT690      | 1940 lb        | 76 dBa | 1.6 kg | 1.3 m/s   |



### PRO NEEDLE SCALER

| Part Number | Impacts Per Minute | Sound    | Weight | Vibration |
|-------------|--------------------|----------|--------|-----------|
| APT561      | 4,600              | 85.5 dBa | 2.6 kg | 6.67 m/s  |

## TOOL SETS

### PRESTIGE DE-SCALING SET

Excellent for delaminating rust from steel, the de-scaling set's 19 needles remove rust with ease, and can be quickly and effortlessly changed to the hammer action chisels.

#### Features

- Reduced vibration
- Swivel inlet
- Unique balanced design
- Quick change retainer

PRESTIGE air tool

#### APPLICATION » WORKSHOPS, BODY SHOPS

| Part Number | Stroke | Sound   | Weight  | Vibration |
|-------------|--------|---------|---------|-----------|
| APP570SET   | 67 mm  | 96.3dBa | 1.73 kg | 4.84 m/s  |



Couplings & Adaptors

Hose

Hose Fittings

Tyre Inflation Equipment

Tyre Care

Nitrogen Equipment

Workshop Equipment

Air Tools

Air Tool Accessories



Couplings & Adaptors

## MINI AIR TOOLS

Hose

### MINI AIR RATCHETS

PCL's Mini Air Ratchets offer the ultimate in flexibility, allowing access to small areas often unreachable with conventional ratchets. The advanced and durable head and shoulder design provides dramatically longer life, whilst the soft grip gives users superior comfort and a non-slip feel. Suitable for the installation and repair of exhaust systems, radiators, water pumps, fuel pumps, transmissions, under-dashboard, small engine repair and all small fasteners.

Hose Fittings

Tyre Inflation Equipment

#### Features

- Palm size ratchet allows the operator to reach small areas
- Ideal for confined conditions
- Compact and lightweight design allows maximum operator control and performance
- Rear exhaust to keep airflow away from work area
- Longer life
- Soft grip provides superior comfort and non-slip feel for operation
- High power motor for consistent performance

Part Number Size

|        |      |
|--------|------|
| APM100 | 1/4" |
| APM200 | 3/8" |
| APM300 | 1/2" |

- Vibration: 7.2 m/s
- Sound: 85 dBa
- Weight: 0.4 kg
- Torque: 34 Nm

MINI air tool



Tyre Care

### MINI 6MM ANGLE DIE GRINDER

The angle version of the Mini 6mm Die Grinder offers the same outstanding performance along with optimum flexibility for operators - allowing access to small areas often unreachable by conventional die grinders.

Nitrogen Equipment

#### Features

- Allows the operator to reach into very small areas
- Safety lever prevents any possible accidents
- Rear exhaust to keep airflow away from the hand
- High power motor designed for all tight grinding situations

MINI air tool



| Part Number | Vibration | Sound  | Weight | Free Speed |
|-------------|-----------|--------|--------|------------|
| APM400      | 5.08 m/s  | 81 dBa | 0.3 kg | 19,000 rpm |

Workshop Equipment

Air Tools

Air Tool Accessories

### MINI 6MM STRAIGHT DIE GRINDER

The Mini 6mm Straight Die Grinder is a prime example of the outstanding performance and quality expected from PCL. Offering the operator optimum flexibility, it allows access to small areas which are often unreachable with conventional die grinders.

#### Features

- Allows the operator to reach into very small areas
- Safety lever prevents any possible accidents
- Rear exhaust to keep airflow away from the hand
- High power motor designed for all tight grinding situations

MINI air tool



| Part Number | Vibration | Sound  | Weight  | Free Speed |
|-------------|-----------|--------|---------|------------|
| APT901      | 4 m/s     | 81 dBa | 0.34 kg | 25,000 rpm |





## MINI AIR TOOLS

### MINI 2" ANGLE DIE GRINDER

The Mini 2" Angle Grinder offers the same outstanding performance and quality expected from PCL. The palm-size tool provides the operator with ultimate flexibility, allowing access to small areas, often unreachable by conventional grinders.

#### Features

- Palm size angle grinder allows the operator to reach small areas
- Compact and lightweight design allows maximum operator control and performance
- Rear exhaust to keep airflow away from work area
- High power motor for consistent performance, ideal for smart repairers



MINI air tool

| Part Number | Vibration | Sound  | Weight | Free Speed |
|-------------|-----------|--------|--------|------------|
| APM500      | 5.7 m/s   | 81 dBa | 0.4 kg | 16,500 rpm |

## MINI SANDERS



These Mini Sanders offer the same outstanding performance and quality expected from the PCL brand. Providing the operator with ultimate flexibility, it allows access to small areas often unreachable by conventional sanders.

### MINI air tool

#### Features

- Small sanding pad allows the operator to reach small areas
- Medium sanding pad allows the operator to reach small areas whilst also maintaining surface area coverage
- Random orbit allows maximum operator control and finish
- Rear exhaust to keep airflow away from the hand
- High power motor designed for efficient sanding

| Part Number | Size | Vibration | Sound  | Weight  | Free Speed |
|-------------|------|-----------|--------|---------|------------|
| APM700      | 2"   | 7.2 m/s   | 81 dBa | 0.34 kg | 16,500 rpm |
| APT909      | 3"   | 7.2 m/s   | 81 dBa | 0.34 kg | 16,500 rpm |



APM700



APT909

Couplings & Adaptors

Hose

Hose Fittings

Tyre Inflation Equipment

Tyre Care

Nitrogen Equipment

Workshop Equipment

Air Tools

Air Tool Accessories



## MINI AIR TOOLS

### MINI 1/4" STRAIGHT DRILL

This palm-size Mini Straight 1/4" Air Drill offers the same outstanding performance and quality as its fellow tools in the PCL range. The 6.5mm drill offers the ultimate in operator flexibility, allowing access to small areas often unreachable by conventional drills.

#### Features

- Palm size drill allows the operator to reach small areas
- Compact and lightweight design allows maximum operator control and performance
- Rear exhaust to keep airflow away from work area
- High power motor for consistent performance



MINI air tool

| Part Number | Vibration | Sound  | Weight  | Free Speed |
|-------------|-----------|--------|---------|------------|
| APT904      | 1.5 m/s   | 81 dBa | 0.43 kg | 6,000 rpm  |

### MINI 1/4" ANGLE DRILL

PCL's 1/4" Mini Angle Drill offers the usual outstanding performance and quality expected from the world-leading brand. The palm-size drill offers the operator ultimate flexibility, allowing access to small areas often unreachable by conventional drills.

#### Features

- Palm size drill allows the operator to reach small areas
- Compact and lightweight design allows maximum operator control and performance
- Rear exhaust to keep airflow away from work area
- High power motor for consistent performance



MINI air tool

| Part Number | Vibration | Sound | Weight | Free Speed |
|-------------|-----------|-------|--------|------------|
| APM800      | 4.7 m/s   | 81dBa | 0.7 kg | 4,500 rpm  |

### MINI 3" ANGLE CUTTER

This Mini 3" Angle Cutter offers the same outstanding performance and quality expected from the market-leading PCL brand. The palm-size cutter offers the operator ultimate flexibility, allowing access to small areas often unreachable by conventional cutters.

#### Features

- Palm size cutter allows the operator to reach small areas
- Compact and lightweight design allows maximum operator control and performance
- Rear exhaust to keep airflow away from work area
- High power motor for consistent performance



MINI air tool

| Part Number | Vibration | Sound  | Weight | Free Speed |
|-------------|-----------|--------|--------|------------|
| APM600      | 5.08 m/s  | 81 dBa | 0.4 kg | 16,500 rpm |

## TOP SAFETY TIP

Health and safety guidelines recommend fitting an Air Tool Whip Hose between the air tool and coupling to distance the tool from its air supply - thus preventing dangerous pneumatic hose whip incidents.

Find out more about Air Tool Whip Hoses on page 30



Couplings & Adaptors

Hose

Hose Fittings

Tyre Inflation Equipment

Tyre Care

Nitrogen Equipment

Workshop Equipment

Air Tools

Air Tool Accessories



## PNEUMATIC CARTRIDGE CAULK GUN DISPENSERS

### GREASE GUN

PCL's Pneumatic Grease Gun features 3-way loading with continuous feed and 360-degree handle rotation. The air powered grease gun simplifies the task of lubrication, providing superior flow control and the convenience of fully automatic operation, with pistol grip and single pulse trigger operation.



#### Features

- 360° handle rotation
- Supplied with two nozzles: offset and flexi
- Pistol grip and single pulse trigger operated
- Angled design with die cast body and head
- Grease loads easily with standard 14 oz (400 cc) cartridge, also bulk or pump fill
- Continuous flow grease applied under a steady pressure
- Suitable for medium grease, 2,400 to 6,000 psi delivery from 60 to 150 psi feed (40:1 pressure ratio)

| Part Number | Vibration | Sound  | Maximum load volume | Weight |
|-------------|-----------|--------|---------------------|--------|
| APT813      | 3.5 m/s   | 79 dBa | 14oz                | 1.5 kg |

### COMPRESSED AIR SEALING GUN

For use with all types of sealants and glues from commercially available 310ml original cartridges.



#### Features

- For 310 ml original cartridges
- Telescopic piston
- Integrated regulating valve for the use of universal sealants

| Part Number | Maximum Inlet Pressure | Cartridge Volume | Weight  |
|-------------|------------------------|------------------|---------|
| 012 032 011 | 10 bar / 145 psi       | 310 ml           | 1.41 kg |

### 310ML CARTRIDGE CAULK GUN DISPENSER

PCL's 310ml Cartridge Caulk Gun Dispenser has independent control valves for the air and material, enabling precise individual fine control to suit the particular application in hand. The air feed ensures the material is distributed equally on the surface to be coated, ensuring optimum adhesion without air bubbles and capillaries.




#### Features

- For 310 ml caulk cartridges
- Integrated control valves

| Part Number | Maximum Inlet Pressure | Cartridge Volume | Weight  |
|-------------|------------------------|------------------|---------|
| 012 031 011 | 10 bar / 145 psi       | 320 ml           | 0.69 kg |

### TELESCOPIC MULTI-FUNCTION CARTRIDGE GUN

PCL's telescopic gun has separate control valves for the air and material feed, allowing precise individual fine control to suit specific applications. The telescopic cylinder for the material feed ensures the sealant and compressed air are hermetically separated. The air spray evenly distributes the material on the surface to be coated, guaranteeing optimum adhesion without air bubbles and capillaries. For materials from 310ml caulking tube cartridges.



#### Features

- For 310 ml original cartridges
- Complete gun body
- Cap nut for spray-on joint sealing
- Cap nut for standard applications
- 10 internal and external nozzles

| Part Number | Maximum Inlet Pressure | Cartridge Volume | Weight  |
|-------------|------------------------|------------------|---------|
| 012 043 011 | 10 bar / 145 psi       | 310 ml           | 1.65 kg |

Couplings & Adaptors

Hose

Hose Fittings

Tyre Inflation Equipment

Tyre Care

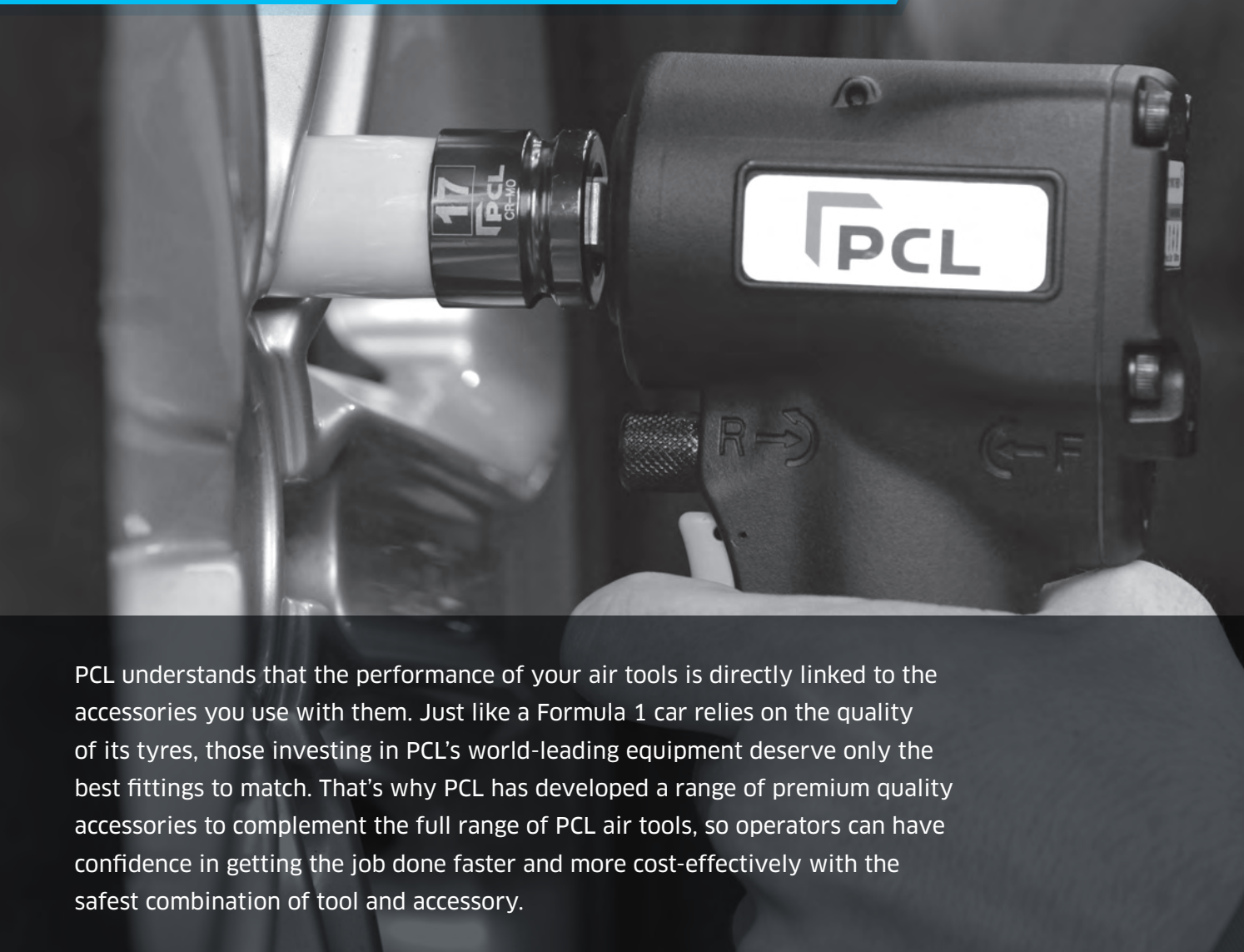
Nitrogen Equipment

Workshop Equipment

Air Tools

Air Tool Accessories

# AIR TOOL ACCESSORIES



PCL understands that the performance of your air tools is directly linked to the accessories you use with them. Just like a Formula 1 car relies on the quality of its tyres, those investing in PCL's world-leading equipment deserve only the best fittings to match. That's why PCL has developed a range of premium quality accessories to complement the full range of PCL air tools, so operators can have confidence in getting the job done faster and more cost-effectively with the safest combination of tool and accessory.



**3 Piece 1/2" Drive Alloy Wheel Impact Socket Set**

Page

110



**1/2" Drive Alloy Wheel Impact Sockets**

Page

110



**18 Piece 1/2" Drive Impact Socket Set**

Page

111



**10 Piece 1/2" Drive Deep Impact Socket Set**

Page

111



**1/2" Drive Deep Impact Sockets**

Page

111

**BEST SELLER**

**3 PIECE 1/2" DRIVE ALLOY WHEEL IMPACT SOCKET SET**



Page 110



**3/4" Drive Deep Impact Sockets**

Page 112



**1" Drive Deep Impact Sockets**

Page 112



**3/4" Drive Extension Bar**

Page 112



**32T Bimetallic Saw Blades**

Page 112



**5 piece Chisel Set**

Page 113



**6" / 150 mm Sanding Pads**

Page 113




**2" / 50mm Depressed Centre Metal Grinding Wheels**

Page 113



**3" / 75mm Extra Thin Flat Metal Cutting Discs**

Page 113



**3" Buffing Accessory Pack**

Page 114



**2" & 3" Velcro Backing Pads**

Page 114



**Mini Speed Regulator**

Page 114



**Air Tool Oil**

Page 114

Air Tool Accessories



Couplings & Adaptors

Hose

Hose Fittings

Tyre Inflation Equipment

Tyre Care

Nitrogen Equipment

Workshop Equipment

Air Tools

Air Tool Accessories

## IMPACT SOCKETS

### 3 PIECE 1/2" DRIVE ALLOY WHEEL IMPACT SOCKET SET

**BEST SELLER**

This high quality 3 Piece 1/2" Drive Alloy Wheel Impact Socket Set is made from high grade hardened chrome molybdenum steel for longer life, with sockets encased in a protective plastic sleeve to prevent damage to alloy wheels. The set includes the 3 most popular sizes of impact sockets for a 1/2" drive impact wrench.

#### Features

- Impact rated 6 point chrome molybdenum sockets for longer life
- Features two grease rings for superior user grip
- Centre hole is punched through for extra depth on the work surface
- Offers Z-Drive, contacting the flat walls of fasteners for stronger grip
- Thin wall design with chamfered openings for easier mating to fasteners
- 3 socket sizes to cover most standard wheel nut sizes



Part Number    Kit Contents

APA12    x3 Sockets - sizes included (mm): 17, 19 & 21

### WHAT IS THE DIFFERENCE BETWEEN IMPACT SOCKETS AND REGULAR SOCKETS?



The wall of an impact socket is around 50% thicker than that of a regular socket, making it suitable for use with pneumatic impact tools, whereas regular sockets should only be used on hand tools. This difference is most noticeable in the corner of the socket where the wall is thinnest. It is the first place where cracks would develop due to vibrations during use.

Impact sockets are constructed with chrome molybdenum steel, a ductile material that adds additional elasticity to the socket and tends to bend or stretch rather than shatter. This also helps to avoid unusual deformation or damage to the tool's anvil. Regular sockets are usually made from chrome vanadium steel, which is structurally strong but generally more brittle, and therefore prone to breaking when exposed to shock and vibration.

Another noticeable difference is that impact sockets have a cross hole in the handle end, for use with a retaining pin and ring, or locking pin anvil. This allows the socket to remain securely attached to the impact wrench anvil, even under high stress situations.

Watch the demonstration



### 1/2" DRIVE ALLOY WHEEL IMPACT SOCKETS

Designed to fit any 1/2" impact wrench, PCL's 1/2" Drive Alloy Wheel Impact Sockets are manufactured from high grade hardened chrome molybdenum steel for longer life, and encased in a protective plastic sleeve to prevent damage to alloy wheels.

#### Features

- Chrome molybdenum material for longer life
- Thick walls prevent breakage
- For use with 1/2" impact wrenches
- Colour coded for quick & easy size identification

Part Number    Size (mm)

|          |    |
|----------|----|
| APA12/17 | 17 |
| APA12/19 | 19 |
| APA12/21 | 21 |





## IMPACT SOCKETS

### 18 PIECE 1/2" DRIVE IMPACT SOCKET SET

From 10 mm to 32 mm, this high quality 18 Piece 1/2" Drive Impact Socket Set covers everything you would require for a 1/2" drive, and comes in a professional carry case with individually labelled moulds for easy identification.

#### Features

- Impact rated 6 point chrome molybdenum sockets for longer life
- All PCL sockets exceed ANSI specifications
- Features two grease rings for superior user grip
- Centre hole is punched through for extra depth on the work surface
- Offers Z-Drive, contacting the flat walls of fasteners for stronger grip
- Thin wall design with chamfered openings for easier mating to fasteners

Part Number    Kit Contents

|       |  |
|-------|--|
| APA10 | x1 1/2" Extension bar<br>x17 Sockets - sizes included (mm): 10, 11, 12, 13, 14, 15, 16, 17, 18, 19, 21, 22, 23, 24, 27, 30, 32 |
|-------|--|



### WHY IT IS VITAL TO ONLY USE IMPACT SOCKETS ON AIR TOOLS

Using impact sockets helps to achieve optimal tool efficiency but most importantly, ensures safety in the workspace. They are specifically designed to withstand the vibration and shock of each impact, preventing cracks or breaks, thereby prolonging the life of the socket and avoiding damage to the tool's anvil.

Impact sockets can be used safely on a hand tool, however you should never use a regular socket on an impact wrench as this can be extremely dangerous. A regular socket is likely to shatter when used on power tools due to their thinner wall design and the material they're made from. This could be a serious safety risk for everyone using the same workspace as cracks in the socket could cause it to rupture at any time causing severe injuries.



### 10 PIECE 1/2" DRIVE DEEP IMPACT SOCKET SET

From 10 mm to 24 mm, this high quality 10 Piece 1/2" Drive Deep Impact Socket Set covers everything you would require for a 1/2" drive, and comes in a professional carry case with individual labelled moulds for easy identification.

#### Features

- Impact rated 6 point chrome molybdenum sockets
- All PCL sockets exceed ANSI specifications
- Features two grease rings for superior user grip
- Centre hole is punched through for extra depth on the work surface
- Offers Z-Drive, contacting the flat walls of fasteners for stronger grip
- Thin wall design with chamfered openings for easier mating to fasteners

Part Number    Kit Contents

|       |  |
|-------|--|
| APA11 | x10 Sockets - sizes included (mm): 10, 11, 12, 13, 14, 17, 19, 21, 22 & 24 |
|-------|--|

### 1/2" DRIVE DEEP IMPACT SOCKETS

Designed to fit any 1/2" impact wrench, PCL's 1/2" Drive Deep Impact Sockets are manufactured from high grade hardened chrome molybdenum steel for longer life.

#### Features

- Chrome molybdenum material for longer life
- Thick walls prevent breakage
- For use with 1/2" impact wrenches
- PCL branded with sizes printed clearly on body of socket

Part Number    Size (mm)

|          |    |
|----------|----|
| APA11/12 | 12 |
| APA11/13 | 13 |
| APA11/15 | 15 |
| APA11/17 | 17 |
| APA11/19 | 19 |
| APA11/21 | 21 |
| APA11/22 | 22 |
| APA11/24 | 24 |



Couplings & Adaptors

Hose

Hose Fittings

Tyre Inflation Equipment

Tyre Care

Nitrogen Equipment

Workshop Equipment

Air Tools

Air Tool Accessories



Couplings & Adaptors

Hose

Hose Fittings

Tyre Inflation Equipment

Tyre Care

Nitrogen Equipment

Workshop Equipment

Air Tools

Air Tool Accessories

## IMPACT SOCKETS

### 3/4" DRIVE DEEP IMPACT SOCKETS

Designed to fit any 3/4" impact wrench, PCL's 3/4" Drive Deep Impact Sockets are manufactured from high grade hardened chrome molybdenum steel for longer life and durability.

#### Features

- Chrome molybdenum material for longer life
- Thick walls prevent breakage
- For use with 3/4" impact wrenches
- PCL branded with sizes printed clearly on body of socket

| Part Number | Size (mm) |
|-------------|-----------|
| APA30/27    | 27        |
| APA30/30    | 30        |
| APA30/32    | 32        |
| APA30/33    | 33        |



### 1" DRIVE DEEP IMPACT SOCKETS

Designed to fit any 1" impact wrench, PCL's 1" Drive Deep Impact Sockets are manufactured from high grade hardened chrome molybdenum steel for longer life.

#### Features

- Chrome molybdenum material for longer life
- Thick walls prevent breakage
- For use with 1" impact wrenches
- PCL branded with sizes printed clearly on body of socket

| Part Number | Size (mm) |
|-------------|-----------|
| APA40/24    | 24        |
| APA40/27    | 27        |
| APA40/30    | 30        |
| APA40/33    | 33        |
| APA40/34    | 34        |
| APA40/36    | 36        |
| APA40/38    | 38        |



### 3/4" DRIVE EXTENSION BAR

PCL's 3/4" drive extension bar is a handy addition to any workshop toolbox, allowing the user to access those hard to reach deep-set bolts.



#### Features

- For use with 3/4" drive impact wrenches
- Manufactured from high grade hardened chrome molybdenum steel for longer life

| Part Number | Square Drive | Length        |
|-------------|--------------|---------------|
| APA50       | 3/4 in       | 6 in / 150 mm |

### 32T BIMETALLIC SAW BLADES

This pack of 32T Bimetallic Pneumatic Reciprocating Saw Blades is suitable for use with both PCL and other brand air body saws.



#### Features

- Excellent performance
- Universal fitment
- Fast clean cutting action

| Part Number | Size (mm)          |
|-------------|--------------------|
| APT32       | 95 x 13 x 32 Teeth |



## AIR TOOL CONSUMABLES



### 5 PIECE CHISEL SET

This 5 Piece Chisel Set is suitable for use with both PCL and other brand air hammers.

#### Features

- Supplied in a tool roll
- Chisel shank size 401" Parker Taper
- Chrome Molybdenum forged for longer life

| Part Number | Shank Size          | Length | Diameter |
|-------------|---------------------|--------|----------|
| APT20       | 401 in Parker Taper | 175 mm | 10 mm    |



### 2" / 50MM DEPRESSED CENTRE METAL GRINDING WHEELS

These 2" / 50 mm Depressed Centre Metal Grinding Wheels are suitable for use with both PCL and other brand grinders.

#### Features

- Excellent performance and life
- Quantity per pack: 5

| Part Number | Diameter     | Bore  |
|-------------|--------------|-------|
| APA102      | 2 in / 50 mm | 10 mm |



### 6" / 150 MM SANDING PADS

These Backing Pads are suitable for 6"/150 mm diameter air sanders.

#### Features

- For use with self adhesive and velcro sanding papers
- Excellent durability and balance

| Part Number | Description               | Diameter      | Thread Size |
|-------------|---------------------------|---------------|-------------|
| APT90V      | Velcro backing pad        | 6 in / 150 mm | 5/16 in     |
| APT90A      | Self-adhesive backing pad | 6 in / 150 mm | 5/16 in     |



### 3" / 75MM EXTRA THIN FLAT METAL CUTTING DISCS

Manufactured in Europe to OSA safety standards, these extra thin cutting discs have been developed for extremely fast, high precision cutting of sheet metal, with strengthened core stability for reduced vibration.

#### Features

- Suitable for use with PCL and other brand air cutting tools
- Exceptional performance and life
- Fast and precise cutting blades for stainless and mild steel, steel sheets or bars on new or rusty surfaces
- Quantity per pack: 10

| Part Number | Diameter     | Bore  |
|-------------|--------------|-------|
| APT75FCM    | 3 in / 75 mm | 10 mm |

Couplings & Adaptors

Hose

Hose Fittings

Tyre Inflation Equipment

Tyre Care

Nitrogen Equipment

Workshop Equipment

Air Tools

Air Tool Accessories



## AIR TOOL CONSUMABLES

Couplings & Adaptors

Hose

Hose Fittings

Tyre Inflation Equipment


Tyre Care

Nitrogen Equipment

Workshop Equipment

Air Tools

Air Tool Accessories



### 3" BUFFING ACCESSORY PACK

Containing two different grades of sponge pad, a lambswool pad and a spare 3" backing pad, this Buffing Accessory Pack is ideal for use with sanders.

#### Features

- Velcro backing pad allows simple removal and attachment of buffing pads
- High grade sponge and lambswool pads for efficient buffing
- Felt backed buffing pads for easy transfer to backing pad

| Part Number | Pad Diameter | Thread Size |
|-------------|--------------|-------------|
| APA92       | 3 in / 75 mm | M8          |



### 2" & 3" VELCRO BACKING PADS

The 2" and 3" Velcro Backing Pads are ideal for quick transfer of sanding discs and have been designed for use with PCL's Mini Sanders.

#### Features

- Hardened composite body material
- Standard threaded end to fit the Mini Sander
- High grade velcro material

| Part Number | Pad Diameter | Thread Size |
|-------------|--------------|-------------|
| APA93       | 2 in / 50 mm | M6          |
| APA94       | 3 in / 75 mm | M6          |

## MAINTENANCE

### MINI SPEED REGULATOR

PCL's Mini Speed Regulator turns a powerful sander into a precision buffing tool. Designed to reduce the free speed of air tools with a 1/4" thread, it regulates airflow to the tool.



#### Features

- Heavy duty steel material
- Simple operation
- Speed wheel allows simple increase or decrease of free speed
- Heavy duty steel design

| Part Number | Thread Size | Thread Type |
|-------------|-------------|-------------|
| APA91       | 1/4 in      | Male        |

### AIR TOOL OIL

PCL's premier quality ISO 22, naturally low viscosity Air Tool Oil is suitable for the lubrication of pneumatic tools, hydraulic systems, valves and equipment.

#### Features

- Suitable for the lubrication of pneumatic tools, hydraulic systems, valves and associated equipment
- Naturally low viscosity
- Blended with inhibitors
- Formulated to ensure rapid formation of a mist for lubrication of downstream pneumatic equipment



| Part Number | Description                 |
|-------------|-----------------------------|
| ISO221L     | 1 Litre ISO 22 Air Tool Oil |



## The PCL heritage

PCL was founded in 1938 when the company designed and manufactured tyre pressure gauges in Sheffield. Over the 85 years since, PCL has been designing and manufacturing advanced compressed air products and tyre inflation equipment; creating innovative solutions to meet customer needs in this ever-changing world and providing support through global challenges such as the pandemic.




PCL's expertise in developing high quality products backed by first class customer service has seen PCL experience phenomenal growth, with the company joining the HORNGROUP of companies, along with the TECALEMIT brand, in 2011.

Today PCL exports to over 100 countries through a worldwide network of agents and distributors, with manufacturing facilities in England, Germany, USA, India and China; whilst remaining firmly committed to its roots, operating from its state-of-the-art production facility and HQ in Sheffield.



The trusted "Made in Sheffield" PCL brand has become synonymous with superior products, superb aftersales care and local technical support, wherever its customers are based.

PCL has recently reinforced its roots and commitment to UK manufacturing with a £0.5 million investment into a restructure of its Sheffield factory. This includes the purchase of more equipment and machinery to increase capacity and shift to manufacturing more components in-house.



PCL is proud to be one of the best examples of a manufacturing company in Sheffield and Yorkshire, with customer needs a priority in all areas of its operations.


We continue to work in close partnership with our customers and suppliers to help their businesses grow alongside ours.



# PCL's global network of distributors provides customers with first-class local service



## Contact your local PCL distributor



All orders are subject to our standard terms & conditions - available on request. All product specifications are subject to change without notice. Published June 2023. E. & O.E.

**Pneumatic Components Limited**  
Holbrook Rise  
Holbrook Industrial Estate  
Sheffield S20 3GE

T +44 (0)114 248 2712  
sales@pclairtechnology.com  
www.pclairtechnology.com



A HORNGROUP BRAND

MKT\_CAT 2023-24 V1

